

This multiframe photograph of a ping pong ball shows examples of motion in two dimensions. The arcs of the ping pong ball are parabolas that represent “projectile motion.” Galileo

analyzed projectile motion into its horizontal and vertical components; the gold arrow represents the downward acceleration of gravity, \vec{g} . We will discuss how to manipulate vectors and how to add them. Besides analyzing projectile motion, we will also see how to work with relative velocity.



CHAPTER 3

Kinematics in Two Dimensions; Vectors

In Chapter 2 we dealt with motion along a straight line. We now consider the description of the motion of objects that move in paths in two (or three) dimensions. In particular, we discuss an important type of motion known as *projectile motion*: objects projected outward near the surface of the Earth, such as struck baseballs and golf balls, kicked footballs, and other projectiles. Before beginning our discussion of motion in two dimensions, we first need to present a new tool—vectors—and how to add them.

3-1 Vectors and Scalars

We mentioned in Chapter 2 that the term *velocity* refers not only to how fast something is moving but also to its direction. A quantity such as velocity, which has *direction* as well as *magnitude*, is a **vector** quantity. Other quantities that are also vectors are displacement, force, and momentum. However, many quantities have no direction associated with them, such as mass, time, and temperature. They are specified completely by a number and units. Such quantities are called **scalar** quantities.

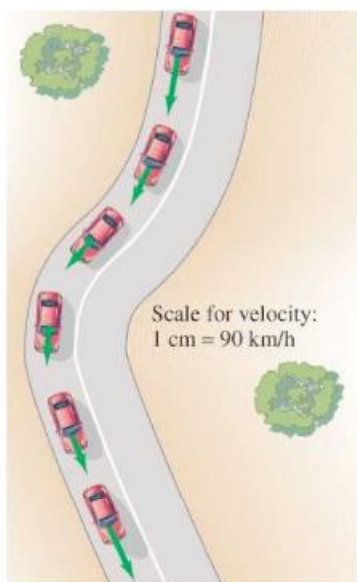


FIGURE 3-1 Car traveling on a road. The green arrows represent the velocity vector at each position.

FIGURE 3-2 Combining vectors in one dimension.

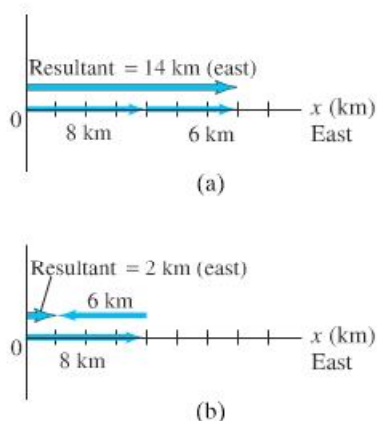
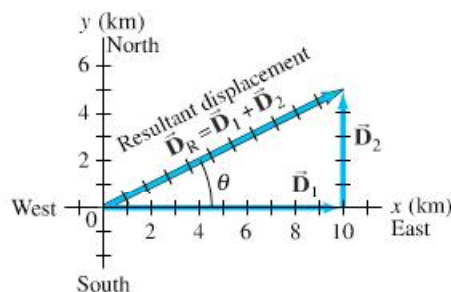


FIGURE 3-3 A person walks 10.0 km east and then 5.0 km north. These two displacements are represented by the vectors \vec{D}_1 and \vec{D}_2 , which are shown as arrows. The resultant displacement vector, \vec{D}_R , which is the vector sum of \vec{D}_1 and \vec{D}_2 , is also shown. Measurement on the graph with ruler and protractor shows that \vec{D}_R has a magnitude of 11.2 km and points at an angle $\theta = 27^\circ$ north of east.



Drawing a diagram of a particular physical situation is always helpful in physics, and this is especially true when dealing with vectors. On a diagram, each vector is represented by an arrow. The arrow is always drawn so that it points in the direction of the vector quantity it represents. The length of the arrow is drawn proportional to the magnitude of the vector quantity. For example, in Fig. 3-1, green arrows have been drawn representing the velocity of a car at various places as it rounds a curve. The magnitude of the velocity at each point can be read off Fig. 3-1 by measuring the length of the corresponding arrow and using the scale shown ($1 \text{ cm} = 90 \text{ km/h}$).

When we write the symbol for a vector, we will always use boldface type, with a tiny arrow over the symbol. Thus for velocity we write \vec{v} . If we are concerned only with the magnitude of the vector, we will write simply v , in italics, as we do for other symbols.

3-2 Addition of Vectors—Graphical Methods

Because vectors are quantities that have direction as well as magnitude, they must be added in a special way. In this Chapter, we will deal mainly with displacement vectors, for which we now use the symbol \vec{D} , and velocity vectors, \vec{v} . But the results will apply for other vectors we encounter later.

We use simple arithmetic for adding scalars. Simple arithmetic can also be used for adding vectors if they are in the same direction. For example, if a person walks 8 km east one day, and 6 km east the next day, the person will be $8 \text{ km} + 6 \text{ km} = 14 \text{ km}$ east of the point of origin. We say that the *net* or *resultant* displacement is 14 km to the east (Fig. 3-2a). If, on the other hand, the person walks 8 km east on the first day, and 6 km west (in the reverse direction) on the second day, then the person will end up 2 km from the origin (Fig. 3-2b), so the resultant displacement is 2 km to the east. In this case, the resultant displacement is obtained by subtraction: $8 \text{ km} - 6 \text{ km} = 2 \text{ km}$.

But simple arithmetic cannot be used if the two vectors are not along the same line. For example, suppose a person walks 10.0 km east and then walks 5.0 km north. These displacements can be represented on a graph in which the positive y axis points north and the positive x axis points east, Fig. 3-3. On this graph, we draw an arrow, labeled \vec{D}_1 , to represent the displacement vector of the 10.0-km displacement to the east. Then we draw a second arrow, \vec{D}_2 , to represent the 5.0-km displacement to the north. Both vectors are drawn to scale, as in Fig. 3-3.

After taking this walk, the person is now 10.0 km east and 5.0 km north of the point of origin. The **resultant displacement** is represented by the arrow labeled \vec{D}_R in Fig. 3-3. Using a ruler and a protractor, you can measure on this diagram that the person is 11.2 km from the origin at an angle $\theta = 27^\circ$ north of east. In other words, the resultant displacement vector has a magnitude of 11.2 km and makes an angle $\theta = 27^\circ$ with the positive x axis. The magnitude (length) of \vec{D}_R can also be obtained using the theorem of Pythagoras in this case, since D_1 , D_2 , and D_R form a right triangle with D_R as the hypotenuse. Thus

$$D_R = \sqrt{D_1^2 + D_2^2} = \sqrt{(10.0 \text{ km})^2 + (5.0 \text{ km})^2} = \sqrt{125 \text{ km}^2} = 11.2 \text{ km}.$$

You can use the Pythagorean theorem, of course, only when the vectors are *perpendicular* to each other.

The resultant displacement vector, \vec{D}_R , is the sum of the vectors \vec{D}_1 and \vec{D}_2 . That is,

$$\vec{D}_R = \vec{D}_1 + \vec{D}_2.$$

Vector equation

This is a *vector* equation. An important feature of adding two vectors that are not along the same line is that the magnitude of the resultant vector is not equal to the sum of the magnitudes of the two separate vectors, but is smaller than their sum:

$$D_R < D_1 + D_2. \quad [\text{vectors not along the same line}]$$

In our example (Fig. 3-3), $D_R = 11.2$ km, whereas $D_1 + D_2$ equals 15 km. Note also that we cannot set \vec{D}_R equal to 11.2 km, because we have a vector equation and 11.2 km is only a part of the resultant vector, its magnitude. We could write something like this, though: $\vec{D}_R = \vec{D}_1 + \vec{D}_2 = (11.2 \text{ km}, 27^\circ \text{ N of E})$.

EXERCISE A Under what conditions can the magnitude of the resultant vector above be $D_R = D_1 + D_2$?

Figure 3-3 illustrates the general rules for graphically adding two vectors together, no matter what angles they make, to get their sum. The rules are as follows:

1. On a diagram, draw one of the vectors—call it \vec{D}_1 —to scale.
2. Next draw the second vector, \vec{D}_2 , to scale, placing its tail at the tip of the first vector and being sure its direction is correct.
3. The arrow drawn from the tail of the first vector to the tip of the second vector represents the *sum*, or **resultant**, of the two vectors.

Tail-to-tip method of adding vectors

The length of the resultant vector represents its magnitude. Note that vectors can be translated parallel to themselves (maintaining the same length and angle) to accomplish these manipulations. The length of the resultant can be measured with a ruler and compared to the scale. Angles can be measured with a protractor. This method is known as the **tail-to-tip method of adding vectors**.

It is not important in which order the vectors are added. For example, a displacement of 5.0 km north, to which is added a displacement of 10.0 km east, yields a resultant of 11.2 km and angle $\theta = 27^\circ$ (see Fig. 3-4), the same as when they were added in reverse order (Fig. 3-3). That is,

$$\vec{V}_1 + \vec{V}_2 = \vec{V}_2 + \vec{V}_1.$$

The tail-to-tip method of adding vectors can be extended to three or more vectors. The resultant is drawn from the tail of the first vector to the tip of the last one added. An example is shown in Fig. 3-5; the three vectors could represent displacements (northeast, south, west) or perhaps three forces. Check for yourself that you get the same resultant no matter in which order you add the three vectors.

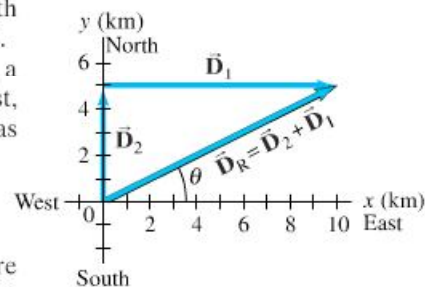
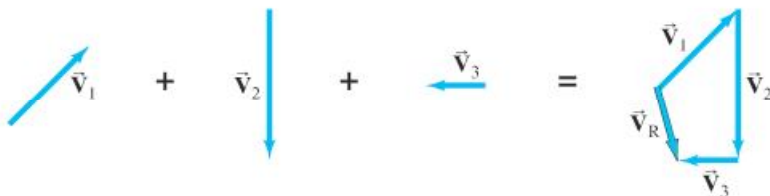


FIGURE 3-4 If the vectors are added in reverse order, the resultant is the same. (Compare to Fig. 3-3.)

FIGURE 3-5 The resultant of three vectors: $\vec{V}_R = \vec{V}_1 + \vec{V}_2 + \vec{V}_3$.



A second way to add two vectors is the **parallelogram method**. It is fully equivalent to the tail-to-tip method. In this method, the two vectors are drawn starting from a common origin, and a parallelogram is constructed using these two vectors as adjacent sides as shown in Fig. 3-6b. The resultant is the diagonal drawn from the common origin. In Fig. 3-6a, the tail-to-tip method is shown, and it is clear that both methods yield the same result.

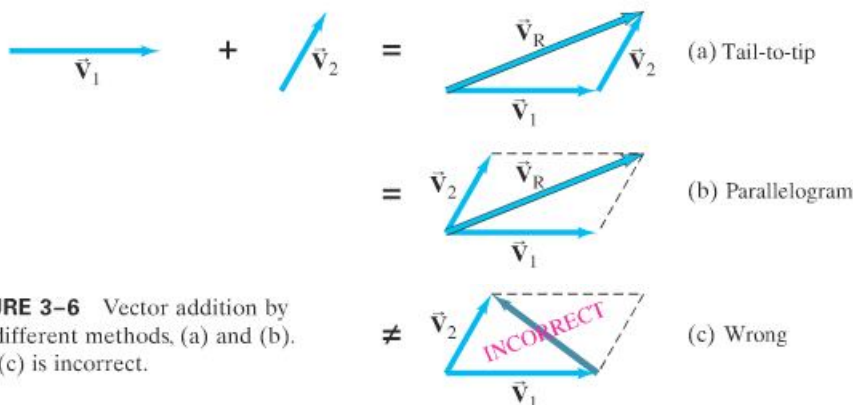


FIGURE 3-6 Vector addition by two different methods, (a) and (b). Part (c) is incorrect.

CAUTION
Be sure to use the correct diagonal on parallelogram to get the resultant

It is a common error to draw the sum vector as the diagonal running between the tips of the two vectors, as in Fig. 3-6c. *This is incorrect*; it does not represent the sum of the two vectors. (In fact, it represents their difference, $\vec{V}_2 - \vec{V}_1$, as we will see in the next Section.)

CONCEPTUAL EXAMPLE 3-1 **Range of vector lengths.** Suppose two vectors each have length 3.0 units. What is the range of possible lengths for the vector representing the sum of the two?

RESPONSE The sum can take on any value from 6.0 ($= 3.0 + 3.0$) where the vectors point in the same direction, to 0 ($= 3.0 - 3.0$) when the vectors are antiparallel.

EXERCISE B If the two vectors of Conceptual Example 3-1 are perpendicular to each other, what is the resultant vector length?

3-3 Subtraction of Vectors, and Multiplication of a Vector by a Scalar



FIGURE 3-7 The negative of a vector is a vector having the same length but opposite direction.

Given a vector \vec{V} , we define the *negative* of this vector ($-\vec{V}$) to be a vector with the same magnitude as \vec{V} but opposite in direction, Fig. 3-7. Note, however, that no vector is ever negative in the sense of its magnitude: the magnitude of every vector is positive. Rather, a minus sign tells us about its direction.

We can now define the subtraction of one vector from another: the difference between two vectors $\vec{V}_2 - \vec{V}_1$ is defined as

$$\vec{V}_2 - \vec{V}_1 = \vec{V}_2 + (-\vec{V}_1).$$

That is, the difference between two vectors is equal to the sum of the first plus the negative of the second. Thus our rules for addition of vectors can be applied as shown in Fig. 3-8 using the tail-to-tip method.

FIGURE 3-8 Subtracting two vectors: $\vec{V}_2 - \vec{V}_1$.



A vector \vec{V} can be multiplied by a scalar c . We define their product so that $c\vec{V}$ has the same direction as \vec{V} and has magnitude cV . That is, multiplication of a vector by a positive scalar c changes the magnitude of the vector by a factor c but doesn't alter the direction. If c is a negative scalar, the magnitude of the product $c\vec{V}$ is still cV (without the minus sign), but the direction is precisely opposite to that of \vec{V} . See Fig. 3–9.

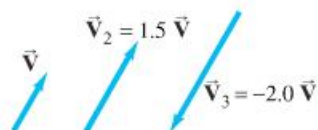


FIGURE 3–9 Multiplying a vector \vec{V} by a scalar c gives a vector whose magnitude is c times greater and in the same direction as \vec{V} (or opposite direction if c is negative).

3–4 Adding Vectors by Components

Adding vectors graphically using a ruler and protractor is often not sufficiently accurate and is not useful for vectors in three dimensions. We discuss now a more powerful and precise method for adding vectors. But do not forget graphical methods—they are always useful for visualizing, for checking your math, and thus for getting the correct result.

Consider first a vector \vec{V} that lies in a particular plane. It can be expressed as the sum of two other vectors, called the **components** of the original vector. The components are usually chosen to be along two perpendicular directions. The process of finding the components is known as **resolving the vector into its components**. An example is shown in Fig. 3–10; the vector \vec{V} could be a displacement vector that points at an angle $\theta = 30^\circ$ north of east, where we have chosen the positive x axis to be to the east and the positive y axis north. This vector \vec{V} is resolved into its x and y components by drawing dashed lines out from the tip (A) of the vector (lines AB and AC) making them perpendicular to the x and y axes. Then the lines OB and OC represent the x and y components of \vec{V} , respectively, as shown in Fig. 3–10b. These **vector components** are written \vec{V}_x and \vec{V}_y . We generally show vector components as arrows, like vectors, but dashed. The **scalar components**, V_x and V_y , are numbers, with units, that are given a positive or negative sign depending on whether they point along the positive or negative x or y axis. As can be seen in Fig. 3–10, $\vec{V}_x + \vec{V}_y = \vec{V}$ by the parallelogram method of adding vectors.

Resolving a vector into components

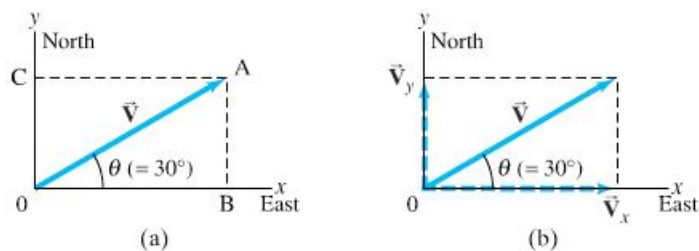
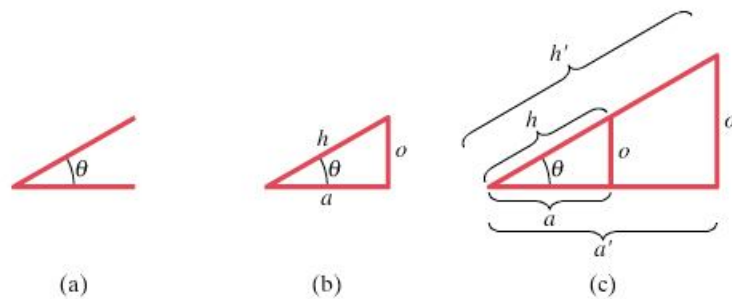


FIGURE 3–10 Resolving a vector \vec{V} into its components along an arbitrarily chosen set of x and y axes. The components, once found, themselves represent the vector. That is, the components contain as much information as the vector itself.

Space is made up of three dimensions, and sometimes it is necessary to resolve a vector into components along three mutually perpendicular directions. In rectangular coordinates the components are \vec{V}_x , \vec{V}_y , and \vec{V}_z . Resolution of a vector in three dimensions is merely an extension of the above technique. We will mainly be concerned with situations in which the vectors are in a plane and two components are all that are necessary.

To add vectors using the method of components, we need to use the trigonometric functions sine, cosine, and tangent, which we now review.

FIGURE 3-11 Starting with an angle θ as in (a), we can construct right triangles of different sizes, (b) and (c), but the ratio of the lengths of the sides does not depend on the size of the triangle.



Given any angle θ , as in Fig. 3-11a, a right triangle can be constructed by drawing a line perpendicular to either of its sides, as in Fig. 3-11b. The longest side of a right triangle, opposite the right angle, is called the hypotenuse, which we label h . The side opposite the angle θ is labeled o , and the side adjacent is labeled a . We let h , o , and a represent the lengths of these sides, respectively. We now define the three trigonometric functions, sine, cosine, and tangent (abbreviated sin, cos, tan), in terms of the right triangle, as follows:

Trigonometric
functions
defined

$$\begin{aligned}\sin \theta &= \frac{\text{side opposite}}{\text{hypotenuse}} = \frac{o}{h} \\ \cos \theta &= \frac{\text{side adjacent}}{\text{hypotenuse}} = \frac{a}{h} \\ \tan \theta &= \frac{\text{side opposite}}{\text{side adjacent}} = \frac{o}{a}.\end{aligned}\quad (3-1)$$

If we make the triangle bigger, but keep the same angles, then the ratio of the length of one side to the other, or of one side to the hypotenuse, remains the same. That is, in Fig. 3-11c we have: $a/h = a'/h'$; $o/h = o'/h'$; and $o/a = o'/a'$. Thus the values of sine, cosine, and tangent do not depend on how big the triangle is. They depend only on the size of the angle. The values of sine, cosine, and tangent for different angles can be found using a scientific calculator, or from the Table in Appendix A.

A useful trigonometric identity is

$$\sin^2 \theta + \cos^2 \theta = 1 \quad (3-2)$$

which follows from the Pythagorean theorem ($o^2 + a^2 = h^2$ in Fig. 3-11). That is:

$$\sin^2 \theta + \cos^2 \theta = \frac{o^2}{h^2} + \frac{a^2}{h^2} = \frac{o^2 + a^2}{h^2} = \frac{h^2}{h^2} = 1.$$

(See also Appendix A for other details on trigonometric functions and identities.)

The use of trigonometric functions for finding the components of a vector is illustrated in Fig. 3-12, where a vector and its two components are thought of as making up a right triangle. We then see that the sine, cosine, and tangent are as given in the Figure. If we multiply the definition of $\sin \theta = V_y/V$ by V on both sides, we get

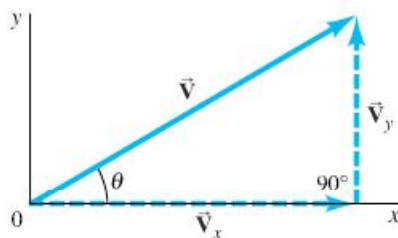
$$V_y = V \sin \theta. \quad (3-3a)$$

Similarly, from the definition of $\cos \theta$, we obtain

$$V_x = V \cos \theta. \quad (3-3b)$$

Note that θ is chosen (by convention) to be the angle that the vector makes with the positive x axis.

Using Eqs. 3-3, we can calculate V_x and V_y for any vector, such as that illustrated in Fig. 3-10 or Fig. 3-12. Suppose \vec{V} represents a displacement of 500 m



$$\begin{aligned}\sin \theta &= \frac{V_y}{V} \\ \cos \theta &= \frac{V_x}{V} \\ \tan \theta &= \frac{V_y}{V_x} \\ V^2 &= V_x^2 + V_y^2\end{aligned}$$

FIGURE 3-12 Finding the components of a vector using trigonometric functions.

Components
of a
vector

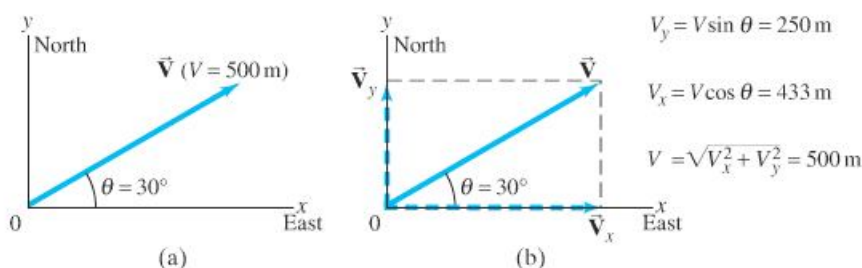


FIGURE 3-13 (a) Vector \vec{V} represents a displacement of 500 m at a 30° angle north of east. (b) The components of \vec{V} are \vec{V}_x and \vec{V}_y , whose magnitudes are given on the right.

in a direction 30° north of east, as shown in Fig. 3-13. Then $V = 500 \text{ m}$. From a calculator or Tables, $\sin 30^\circ = 0.500$ and $\cos 30^\circ = 0.866$. Then

$$V_x = V \cos \theta = (500 \text{ m})(0.866) = 433 \text{ m (east)},$$

$$V_y = V \sin \theta = (500 \text{ m})(0.500) = 250 \text{ m (north)}.$$

There are two ways to specify a vector in a given coordinate system:

1. We can give its components, V_x and V_y .
2. We can give its magnitude V and the angle θ it makes with the positive x axis.

*Two ways
to specify
a vector*

We can shift from one description to the other using Eqs. 3-3, and, for the reverse, by using the theorem of Pythagoras[†] and the definition of tangent:

$$V = \sqrt{V_x^2 + V_y^2} \quad (3-4a)$$

$$\tan \theta = \frac{V_y}{V_x} \quad (3-4b)$$

*Components
related to
magnitude and
direction*

as can be seen in Fig. 3-12.

We can now discuss how to add vectors using components. The first step is to resolve each vector into its components. Next we can see, using Fig. 3-14, that the addition of any two vectors \vec{V}_1 and \vec{V}_2 to give a resultant, $\vec{V} = \vec{V}_1 + \vec{V}_2$, implies that

$$\begin{aligned} V_x &= V_{1x} + V_{2x} \\ V_y &= V_{1y} + V_{2y}. \end{aligned} \quad (3-5)$$

*Adding vectors
analytically
(by components)*

That is, the sum of the x components equals the x component of the resultant, and similarly for y . That this is valid can be verified by a careful examination of Fig. 3-14. But note that we add all the x components together to get the x component of the resultant; and we add all the y components together to get the y component of the resultant. We do *not* add x components to y components.

If the magnitude and direction of the resultant vector are desired, they can be obtained using Eqs. 3-4.

[†]In three dimensions, the theorem of Pythagoras becomes $V = \sqrt{V_x^2 + V_y^2 + V_z^2}$, where V_z is the component along the third, or z , axis.

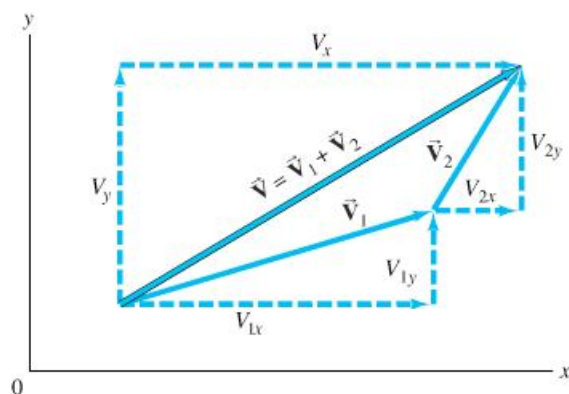


FIGURE 3-14 The components of $\vec{V} = \vec{V}_1 + \vec{V}_2$ are $V_x = V_{1x} + V_{2x}$ and $V_y = V_{1y} + V_{2y}$.

Choice of axes can simplify effort needed

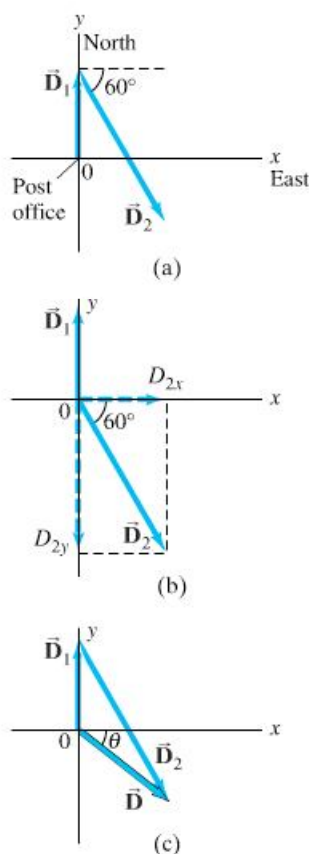


FIGURE 3-15 Example 3-2. (a) The two displacement vectors, \vec{D}_1 and \vec{D}_2 . (b) \vec{D}_2 is resolved into its components. (c) \vec{D}_1 and \vec{D}_2 are added graphically to obtain the resultant \vec{D} . The component method of adding the vectors is explained in the Example.

The components of a given vector will be different for different choices of coordinate axes. The choice of coordinate axes is always arbitrary. You can often reduce the work involved in adding vectors by a good choice of axes—for example, by choosing one of the axes to be in the same direction as one of the vectors. Then that vector will have only one nonzero component.

EXAMPLE 3-2 Mail carrier's displacement. A rural mail carrier leaves the post office and drives 22.0 km in a northerly direction. She then drives in a direction 60.0° south of east for 47.0 km (Fig. 3-15a). What is her displacement from the post office?

APPROACH We resolve each vector into its x and y components. We add the x components together, and then the y components together, giving us the x and y components of the resultant. We choose the positive x axis to be east and the positive y axis to be north, since those are the compass directions used on most maps.

SOLUTION Resolve each displacement vector into its components, as shown in Fig. 3-15b. Since \vec{D}_1 has magnitude 22.0 km and points north, it has only a y component:

$$D_{1x} = 0, \quad D_{1y} = 22.0 \text{ km.}$$

\vec{D}_2 has both x and y components:

$$D_{2x} = +(47.0 \text{ km})(\cos 60^\circ) = +(47.0 \text{ km})(0.500) = +23.5 \text{ km}$$

$$D_{2y} = -(47.0 \text{ km})(\sin 60^\circ) = -(47.0 \text{ km})(0.866) = -40.7 \text{ km.}$$

Notice that D_{2y} is negative because this vector component points along the negative y axis. The resultant vector, \vec{D} , has components:

$$D_x = D_{1x} + D_{2x} = 0 \text{ km} + 23.5 \text{ km} = +23.5 \text{ km}$$

$$D_y = D_{1y} + D_{2y} = 22.0 \text{ km} + (-40.7 \text{ km}) = -18.7 \text{ km.}$$

This specifies the resultant vector completely:

$$D_x = 23.5 \text{ km}, \quad D_y = -18.7 \text{ km.}$$

We can also specify the resultant vector by giving its magnitude and angle using Eqs. 3-4:

$$D = \sqrt{D_x^2 + D_y^2} = \sqrt{(23.5 \text{ km})^2 + (-18.7 \text{ km})^2} = 30.0 \text{ km}$$

$$\tan \theta = \frac{D_y}{D_x} = \frac{-18.7 \text{ km}}{23.5 \text{ km}} = -0.796.$$

A calculator with an INV TAN, an ARC TAN, or a TAN^{-1} key gives $\theta = \tan^{-1}(-0.796) = -38.5^\circ$. The negative sign means $\theta = 38.5^\circ$ below the x axis, Fig. 3-15c. So, the resultant displacement is 30.0 km directed at 38.5° in a southeasterly direction.

NOTE Always be attentive about the quadrant in which the resultant vector lies. An electronic calculator does not fully give this information, but a good diagram does.

PROBLEM SOLVING

Identify the correct quadrant by drawing a careful diagram

The signs of trigonometric functions depend on which “quadrant” the angle falls in: for example, the tangent is positive in the first and third quadrants (from 0° to 90° , and 180° to 270°), but negative in the second and fourth quadrants; see Appendix A-7. The best way to keep track of angles, and to check any vector result, is always to draw a vector diagram. A vector diagram gives you something tangible to look at when analyzing a problem, and provides a check on the results.

The following Problem Solving Box should not be considered a prescription. Rather it is a summary of things to do to get you thinking and involved in the problem at hand.

PROBLEM SOLVING Adding Vectors

Here is a brief summary of how to add two or more vectors using components:

1. **Draw a diagram**, adding the vectors graphically by either the parallelogram or tail-to-tip method.
2. **Choose x and y axes**. Choose them in a way, if possible, that will make your work easier. (For example, choose one axis along the direction of one of the vectors so that vector will have only one component.)
3. **Resolve each vector** into its x and y components, showing each component along its appropriate (x or y) axis as a (dashed) arrow.
4. **Calculate each component** (when not given) using sines and cosines. If θ_1 is the angle that vector \vec{V}_1 makes with the positive x axis, then:

$$V_{1x} = V_1 \cos \theta_1, \quad V_{1y} = V_1 \sin \theta_1.$$

Pay careful attention to **signs**: any component that points along the negative x or y axis gets a $-$ sign.

5. **Add the x components** together to get the x component of the resultant. Ditto for y :

$$V_x = V_{1x} + V_{2x} + \text{any others}$$

$$V_y = V_{1y} + V_{2y} + \text{any others}.$$

This is the answer: the components of the resultant vector. Check signs to see if they fit the quadrant shown in your diagram (point 1 above).

6. If you want to know the **magnitude and direction** of the resultant vector, use Eqs. 3–4:

$$V = \sqrt{V_x^2 + V_y^2}, \quad \tan \theta = \frac{V_y}{V_x}.$$

The vector diagram you already drew helps to obtain the correct position (quadrant) of the angle θ .

EXAMPLE 3-3 Three short trips. An airplane trip involves three legs, with two stopovers, as shown in Fig. 3–16a. The first leg is due east for 620 km; the second leg is southeast (45°) for 440 km; and the third leg is at 53° south of west, for 550 km, as shown. What is the plane's total displacement?

APPROACH We follow the steps in the above Problem Solving Box.

SOLUTION

1. **Draw a diagram** such as Fig. 3–16a, where \vec{D}_1 , \vec{D}_2 , and \vec{D}_3 represent the three legs of the trip, and \vec{D}_R is the plane's total displacement.
2. **Choose axes**: Axes are also shown in Fig. 3–16a.
3. **Resolve components**: It is imperative to draw a good figure. The components are drawn in Fig. 3–16b. Instead of drawing all the vectors starting from a common origin, as we did in Fig. 3–15b, here we draw them “tail-to-tip” style, which is just as valid and may make it easier to see.
4. **Calculate the components**:

$$\vec{D}_1: D_{1x} = +D_1 \cos 0^\circ = D_1 = 620 \text{ km}$$

$$D_{1y} = +D_1 \sin 0^\circ = 0 \text{ km}$$

$$\vec{D}_2: D_{2x} = +D_2 \cos 45^\circ = +(440 \text{ km})(0.707) = +311 \text{ km}$$

$$D_{2y} = -D_2 \sin 45^\circ = -(440 \text{ km})(0.707) = -311 \text{ km}$$

$$\vec{D}_3: D_{3x} = -D_3 \cos 53^\circ = -(550 \text{ km})(0.602) = -331 \text{ km}$$

$$D_{3y} = -D_3 \sin 53^\circ = -(550 \text{ km})(0.799) = -439 \text{ km}.$$

We have given a minus sign to each component that in Fig. 3–16b points in the $-x$ or $-y$ direction. The components are shown in the Table in the margin.

5. **Add the components**: We add the x components together, and we add the y components together to obtain the x and y components of the resultant:

$$D_x = D_{1x} + D_{2x} + D_{3x} = 620 \text{ km} + 311 \text{ km} - 331 \text{ km} = 600 \text{ km}$$

$$D_y = D_{1y} + D_{2y} + D_{3y} = 0 \text{ km} - 311 \text{ km} - 439 \text{ km} = -750 \text{ km}.$$

The x and y components are 600 km and -750 km, and point respectively to the east and south. This is one way to give the answer.

6. **Magnitude and direction**: We can also give the answer as

$$D_R = \sqrt{D_x^2 + D_y^2} = \sqrt{(600)^2 + (-750)^2} \text{ km} = 960 \text{ km}$$

$$\tan \theta = \frac{D_y}{D_x} = \frac{-750 \text{ km}}{600 \text{ km}} = -1.25, \quad \text{so } \theta = -51^\circ.$$

Thus, the total displacement has magnitude 960 km and points 51° below the x axis (south of east), as was shown in our original sketch, Fig. 3–16a.

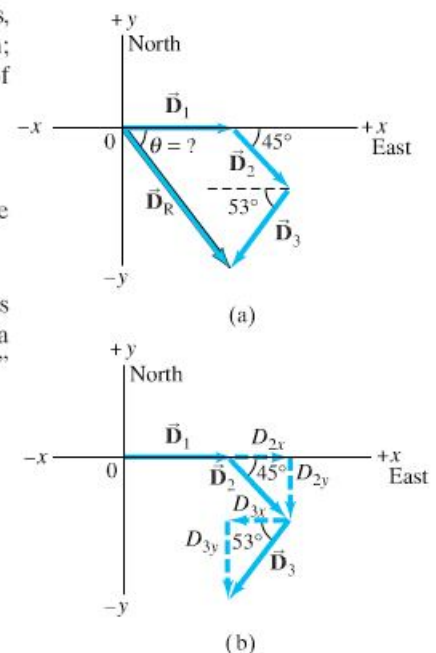


FIGURE 3-16 Example 3-3.

Vector	Components	
	x (km)	y (km)
\vec{D}_1	620	0
\vec{D}_2	311	-311
\vec{D}_3	-331	-439
\vec{D}_R	600	-750

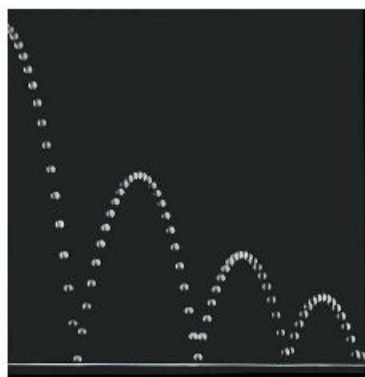


FIGURE 3-17 This strobe photograph of a ball making a series of bounces shows the characteristic “parabolic” path of projectile motion.

Horizontal and vertical motion analyzed separately

3-5 Projectile Motion

In Chapter 2, we studied the motion of objects in one dimension in terms of displacement, velocity, and acceleration, including purely vertical motion of falling bodies undergoing acceleration due to gravity. Now we examine the more general motion of objects moving through the air in two dimensions near the Earth’s surface, such as a golf ball, a thrown or batted baseball, kicked footballs, and speeding bullets. These are all examples of **projectile motion** (see Fig. 3-17), which we can describe as taking place in two dimensions. Although air resistance is often important, in many cases its effect can be ignored, and we will ignore it in the following analysis. We will not be concerned now with the process by which the object is thrown or projected. We consider only its motion *after* it has been projected, and *before* it lands or is caught—that is, we analyze our projected object only when it is moving freely through the air under the action of gravity alone. Then the acceleration of the object is that due to gravity, which acts downward with magnitude $g = 9.80 \text{ m/s}^2$, and we assume it is constant.[†]

Galileo was the first to describe projectile motion accurately. He showed that it could be understood by analyzing the horizontal and vertical components of the motion separately. For convenience, we assume that the motion begins at time $t = 0$ at the origin of an xy coordinate system (so $x_0 = y_0 = 0$).

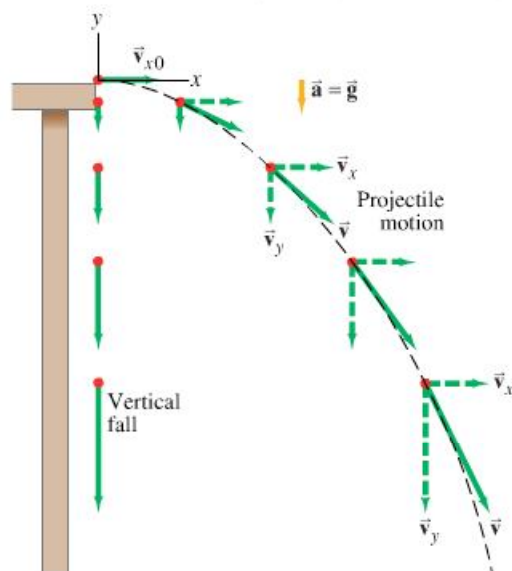


FIGURE 3-18 Projectile motion of a small ball projected horizontally. The dashed black line represents the path of the object. The velocity vector \vec{v} at each point is in the direction of motion and thus is tangent to the path. The velocity vectors are green arrows, and velocity components are dashed. (A vertically falling object starting at the same point is shown at the left for comparison; v_y is the same for the falling object and the projectile.)

\vec{v} is tangent to the path

Vertical motion ($a_y = \text{constant} = -g$)

Let us look at a (tiny) ball rolling off the end of a horizontal table with an initial velocity in the horizontal (x) direction, v_{x0} . See Fig. 3-18, where an object falling vertically is also shown for comparison. The velocity vector \vec{v} at each instant points in the direction of the ball’s motion at that instant and is always tangent to the path. Following Galileo’s ideas, we treat the horizontal and vertical components of the velocity, v_x and v_y , separately, and we can apply the kinematic equations (Eqs. 2-11a through 2-11c) to the x and y components of the motion.

First we examine the vertical (y) component of the motion. At the instant the ball leaves the table’s top ($t = 0$), it has only an x component of velocity. Once the ball leaves the table (at $t = 0$), it experiences a vertically downward acceleration g , the acceleration due to gravity. Thus v_y is initially zero ($v_{y0} = 0$) but increases continually in the downward direction (until the ball hits the ground). Let us take y to be positive upward. Then $a_y = -g$, and from Eq. 2-11a we can write $v_y = -gt$ since we set $v_{y0} = 0$. The vertical displacement is given by $y = -\frac{1}{2}gt^2$.

[†]This restricts us to objects whose distance traveled and maximum height above the Earth are small compared to the Earth’s radius (6400 km).




FIGURE 3-19 Multiple-exposure photograph showing positions of two balls at equal time intervals. One ball was dropped from rest at the same time the other was projected horizontally outward. The vertical position of each ball is seen to be the same.

In the horizontal direction, on the other hand, there is no acceleration (we are ignoring air resistance). So the horizontal component of velocity, v_x , remains constant, equal to its initial value, v_{x0} , and thus has the same magnitude at each point on the path. The horizontal displacement is then given by $x = v_{x0}t$. The two vector components, \vec{v}_x and \vec{v}_y , can be added vectorially at any instant to obtain the velocity \vec{v} at that time (that is, for each point on the path), as shown in Fig. 3-18.

Horizontal motion
($a_x = 0$, $v_x = \text{constant}$)

One result of this analysis, which Galileo himself predicted, is that *an object projected horizontally will reach the ground in the same time as an object dropped vertically*. This is because the vertical motions are the same in both cases, as shown in Fig. 3-18. Figure 3-19 is a multiple-exposure photograph of an experiment that confirms this.

EXERCISE C Two balls having different speeds roll off the edge of a horizontal table at the same time. Which hits the floor sooner, the faster ball or the slower one?

If an object is projected at an upward angle, as in Fig. 3-20, the analysis is similar, except that now there is an initial vertical component of velocity, v_{y0} . Because of the downward acceleration of gravity, v_y gradually decreases with time until the object reaches the highest point on its path, at which point $v_y = 0$. Subsequently the object moves downward (Fig. 3-20) and v_y increases in the downward direction, as shown (that is, becoming more negative). As before, v_x remains constant.

Object projected upward

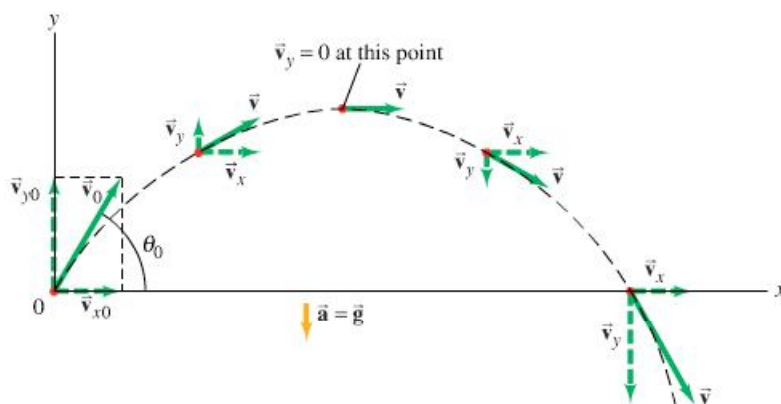


FIGURE 3-20 Path of a projectile fired with initial velocity \vec{v}_0 at angle θ to the horizontal. Path is shown in black, the velocity vectors are green arrows, and velocity components are dashed.

3-6 Solving Problems Involving Projectile Motion

We now work through several Examples of projectile motion quantitatively. We use the kinematic equations (2-11a through 2-11c) separately for the vertical and horizontal components of the motion. These equations are shown separately for the x and y components of the motion in Table 3-1, for the general case of two-dimensional motion at constant acceleration. Note that x and y are the respective displacements, that v_x and v_y are the components of the velocity, and that a_x and a_y are the components of the acceleration, each of which is constant. The subscript 0 means “at $t = 0$.”

TABLE 3-1 General Kinematic Equations for Constant Acceleration in Two Dimensions

x component (horizontal)	y component (vertical)
$v_x = v_{x0} + a_x t$ (Eq. 2-11a)	$v_y = v_{y0} + a_y t$
$x = x_0 + v_{x0} t + \frac{1}{2} a_x t^2$ (Eq. 2-11b)	$y = y_0 + v_{y0} t + \frac{1}{2} a_y t^2$
$v_x^2 = v_{x0}^2 + 2a_x(x - x_0)$ (Eq. 2-11c)	$v_y^2 = v_{y0}^2 + 2a_y(y - y_0)$

We can simplify these equations for the case of projectile motion because we can set $a_x = 0$. See Table 3-2, which assumes y is positive upward, so $a_y = -g = -9.80 \text{ m/s}^2$. Note that if θ is chosen relative to the $+x$ axis, as in Fig. 3-20, then

$$v_{x0} = v_0 \cos \theta, \quad \text{and} \quad v_{y0} = v_0 \sin \theta.$$

PROBLEM SOLVING Choice of time interval

In doing Problems involving projectile motion, we must consider a time interval for which our chosen object is in the air, influenced only by gravity. We do not consider the throwing (or projecting) process, nor the time after the object lands or is caught, because then other influences act on the object, and we can no longer set $\vec{a} = \vec{g}$.

TABLE 3-2 Kinematic Equations for Projectile Motion

(y positive upward; $a_x = 0$, $a_y = -g = -9.80 \text{ m/s}^2$)

Horizontal Motion ($a_x = 0$, $v_x = \text{constant}$)	Vertical Motion [†] ($a_y = -g = \text{constant}$)
$v_x = v_{x0}$ (Eq. 2-11a)	$v_y = v_{y0} - gt$
$x = x_0 + v_{x0} t$ (Eq. 2-11b)	$y = y_0 + v_{y0} t - \frac{1}{2} gt^2$
	$v_y^2 = v_{y0}^2 - 2g(y - y_0)$ (Eq. 2-11c)

[†] If y is taken positive downward, the minus (–) signs in front of g become + signs.

PROBLEM SOLVING Projectile Motion

Our approach to solving problems in Section 2-6 also applies here. Solving problems involving projectile motion can require creativity, and cannot be done just by following some rules. Certainly you must avoid just plugging numbers into equations that seem to “work.”

1. As always, **read** carefully; **choose** the object (or objects) you are going to analyze.
2. **Draw** a careful **diagram** showing what is happening to the object.
3. **Choose** an origin and an xy **coordinate system**.
4. Decide on the **time interval**, which for projectile motion can only include motion under the effect of gravity alone, not throwing or landing. The time interval must be the same for the x and y analyses. The x and y motions are connected by the common time.

5. **Examine** the horizontal (x) and vertical (y) **motions** separately. If you are given the initial velocity, you may want to resolve it into its x and y components.
6. List the **known** and **unknown** quantities, choosing $a_x = 0$ and $a_y = -g$ or $+g$, where $g = 9.80 \text{ m/s}^2$, and using the $+$ or $-$ sign, depending on whether you choose y positive down or up. Remember that v_x never changes throughout the trajectory, and that $v_y = 0$ at the highest point of any trajectory that returns downward. The velocity just before landing is generally not zero.
7. Think for a minute before jumping into the equations. A little planning goes a long way. **Apply** the relevant **equations** (Table 3-2), combining equations if necessary. You may need to combine components of a vector to get magnitude and direction (Eqs. 3-4).

EXAMPLE 3-4 Driving off a cliff. A movie stunt driver on a motorcycle speeds horizontally off a 50.0-m-high cliff. How fast must the motorcycle leave the cliff top to land on level ground below, 90.0 m from the base of the cliff where the cameras are? Ignore air resistance.

APPROACH We explicitly follow the steps of the Problem Solving Box.

SOLUTION

1. and 2. **Read, choose the object, and draw a diagram.** Our object is the motorcycle and driver, taken as a single unit. The diagram is shown in Fig. 3-21.
3. **Choose a coordinate system.** We choose the y direction to be positive upward, with the top of the cliff as $y_0 = 0$. The x direction is horizontal with $x_0 = 0$ at the point where the motorcycle leaves the cliff.
4. **Choose a time interval.** We choose our time interval to begin ($t = 0$) just as the motorcycle leaves the cliff top at position $x_0 = 0, y_0 = 0$; our time interval ends just before the motorcycle hits the ground below.
5. **Examine x and y motions.** In the horizontal (x) direction, the acceleration $a_x = 0$, so the velocity is constant. The value of x when the motorcycle reaches the ground is $x = +90.0$ m. In the vertical direction, the acceleration is the acceleration due to gravity, $a_y = -g = -9.80 \text{ m/s}^2$. The value of y when the motorcycle reaches the ground is $y = -50.0$ m. The initial velocity is horizontal and is our unknown, v_{x0} ; the initial vertical velocity is zero, $v_{y0} = 0$.
6. **List knowns and unknowns.** See the Table in the margin. Note that in addition to not knowing the initial horizontal velocity v_{x0} (which stays constant until landing), we also do not know the time t when the motorcycle reaches the ground.
7. **Apply relevant equations.** The motorcycle maintains constant v_x as long as it is in the air. The time it stays in the air is determined by the y motion—when it hits the ground. So we first find the time using the y motion, and then use this time value in the x equations. To find out how long it takes the motorcycle to reach the ground below, we use Eq. 2-11b (Table 3-2) for the vertical (y) direction with $y_0 = 0$ and $v_{y0} = 0$:

$$y = y_0 + v_{y0}t + \frac{1}{2}a_yt^2$$

$$= 0 + 0 + \frac{1}{2}(-g)t^2$$

or

$$y = -\frac{1}{2}gt^2.$$

We solve for t and set $y = -50.0$ m:

$$t = \sqrt{\frac{2y}{-g}} = \sqrt{\frac{2(-50.0 \text{ m})}{-9.80 \text{ m/s}^2}} = 3.19 \text{ s}.$$

To calculate the initial velocity, v_{x0} , we again use Eq. 2-11b, but this time for the horizontal (x) direction, with $a_x = 0$ and $x_0 = 0$:

$$x = x_0 + v_{x0}t + \frac{1}{2}a_xt^2$$

$$= 0 + v_{x0}t + 0$$

or

$$x = v_{x0}t.$$

Then

$$v_{x0} = \frac{x}{t} = \frac{90.0 \text{ m}}{3.19 \text{ s}} = 28.2 \text{ m/s},$$

which is about 100 km/h (roughly 60 mi/h).

NOTE In the time interval of the projectile motion, the only acceleration is g in the negative y direction. The acceleration in the x direction is zero.

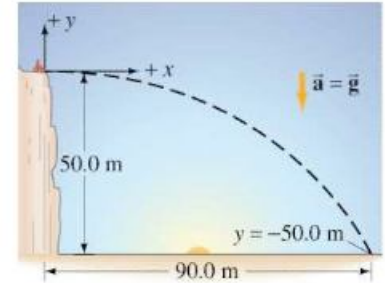
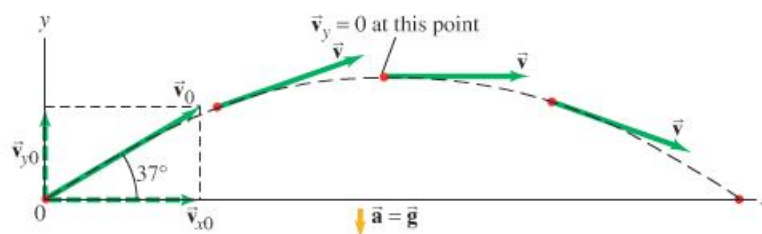


FIGURE 3-21 Example 3-4.

Known	Unknown
$x_0 = y_0 = 0$	v_{x0}
$x = 90.0 \text{ m}$	t
$y = -50.0 \text{ m}$	
$a_x = 0$	
$a_y = -g = -9.80 \text{ m/s}^2$	
$v_{y0} = 0$	

FIGURE 3–22 Example 3–5.



PHYSICS APPLIED

Sports

EXAMPLE 3–5 A kicked football. A football is kicked at an angle $\theta_0 = 37.0^\circ$ with a velocity of 20.0 m/s, as shown in Fig. 3–22. Calculate (a) the maximum height, (b) the time of travel before the football hits the ground, (c) how far away it hits the ground, (d) the velocity vector at the maximum height, and (e) the acceleration vector at maximum height. Assume the ball leaves the foot at ground level, and ignore air resistance and rotation of the ball.

APPROACH This may seem difficult at first because there are so many questions. But we can deal with them one at a time. We take the y direction as positive upward, and treat the x and y motions separately. The total time in the air is again determined by the y motion. The x motion occurs at constant velocity. The y component of velocity varies, being positive (upward) initially, decreasing to zero at the highest point, and then becoming negative as the football falls.

SOLUTION We resolve the initial velocity into its components (Fig. 3–22):

$$v_{x0} = v_0 \cos 37.0^\circ = (20.0 \text{ m/s})(0.799) = 16.0 \text{ m/s}$$

$$v_{y0} = v_0 \sin 37.0^\circ = (20.0 \text{ m/s})(0.602) = 12.0 \text{ m/s}.$$

(a) We consider a time interval that begins just after the football loses contact with the foot until it reaches its maximum height. During this time interval, the acceleration is g downward. At the maximum height, the velocity is horizontal (Fig. 3–22), so $v_y = 0$; and this occurs at a time given by $v_y = v_{y0} - gt$ with $v_y = 0$ (see Eq. 2–11a in Table 3–2). Thus

$$t = \frac{v_{y0}}{g} = \frac{(12.0 \text{ m/s})}{(9.80 \text{ m/s}^2)} = 1.22 \text{ s}.$$

From Eq. 2–11b, with $y_0 = 0$, we have

$$\begin{aligned} y &= v_{y0}t - \frac{1}{2}gt^2 \\ &= (12.0 \text{ m/s})(1.22 \text{ s}) - \frac{1}{2}(9.80 \text{ m/s}^2)(1.22 \text{ s})^2 = 7.35 \text{ m}. \end{aligned}$$

Alternatively, we could have used Eq. 2–11c, solved for y , and found

$$y = \frac{v_{y0}^2 - v_y^2}{2g} = \frac{(12.0 \text{ m/s})^2 - (0 \text{ m/s})^2}{2(9.80 \text{ m/s}^2)} = 7.35 \text{ m}.$$

The maximum height is 7.35 m.

(b) To find the time it takes for the ball to return to the ground, we consider a different time interval, starting at the moment the ball leaves the foot ($t = 0$, $y_0 = 0$) and ending just before the ball touches the ground ($y = 0$ again). We can use Eq. 2–11b with $y_0 = 0$ and also set $y = 0$ (ground level):

$$\begin{aligned} y &= y_0 + v_{y0}t - \frac{1}{2}gt^2 \\ 0 &= 0 + (12.0 \text{ m/s})t - \frac{1}{2}(9.80 \text{ m/s}^2)t^2. \end{aligned}$$

This equation can be easily factored:

$$\left[\frac{1}{2}(9.80 \text{ m/s}^2)t - 12.0 \text{ m/s} \right] t = 0.$$

There are two solutions, $t = 0$ (which corresponds to the initial point, y_0), and

$$t = \frac{2(12.0 \text{ m/s})}{(9.80 \text{ m/s}^2)} = 2.45 \text{ s},$$

which is the total travel time of the football.

NOTE The time $t = 2.45 \text{ s}$ for the whole trip is double the time to reach the highest point, calculated in (a). That is, the time to go up equals the time to come back down to the same level, but only in the absence of air resistance.

Time up = time down

(c) The total distance traveled in the x direction is found by applying Eq. 2-11b with $x_0 = 0$, $a_x = 0$, $v_{x0} = 16.0 \text{ m/s}$:

$$x = v_{x0}t = (16.0 \text{ m/s})(2.45 \text{ s}) = 39.2 \text{ m}.$$

(d) At the highest point, there is no vertical component to the velocity. There is only the horizontal component (which remains constant throughout the flight), so $v = v_{x0} = v_0 \cos 37.0^\circ = 16.0 \text{ m/s}$.

(e) The acceleration vector is the same at the highest point as it is throughout the flight, which is 9.80 m/s^2 downward.

NOTE We treated the football as if it were a particle, ignoring its rotation. We also ignored air resistance, which is considerable on a rotating football, so our results are not very accurate.

EXERCISE D Two balls are thrown in the air at different angles, but each reaches the same height. Which ball remains in the air longer: the one thrown at the steeper angle or the one thrown at a shallower angle?

CONCEPTUAL EXAMPLE 3-6 **Where does the apple land?** A child sits upright in a wagon which is moving to the right at constant speed as shown in Fig. 3-23. The child extends her hand and throws an apple straight upward (from her own point of view, Fig. 3-23a), while the wagon continues to travel forward at constant speed. If air resistance is neglected, will the apple land (a) behind the wagon, (b) in the wagon, or (c) in front of the wagon?

RESPONSE The child throws the apple straight up from her own reference frame with initial velocity \vec{v}_{y0} (Fig. 3-23a). But when viewed by someone on the ground, the apple also has an initial horizontal component of velocity equal to the speed of the wagon, \vec{v}_{x0} . Thus, to a person on the ground, the apple will follow the path of a projectile as shown in Fig. 3-23b. The apple experiences no horizontal acceleration, so \vec{v}_{x0} will stay constant and equal to the speed of the wagon. As the apple follows its arc, the wagon will be directly under the apple at all times because they have the same horizontal velocity. When the apple comes down, it will drop right into the outstretched hand of the child. The answer is (b).

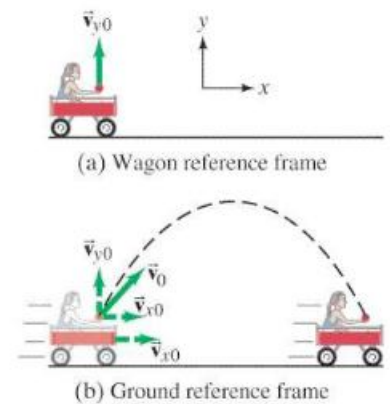


FIGURE 3-23 Example 3-6.

CONCEPTUAL EXAMPLE 3-7 **The wrong strategy.** A boy on a small hill aims his water-balloon slingshot horizontally, straight at a second boy hanging from a tree branch a distance d away, Fig. 3-24. At the instant the water balloon is released, the second boy lets go and falls from the tree, hoping to avoid being hit. Show that he made the wrong move. (He hadn't studied physics yet.) Ignore air resistance.

RESPONSE Both the water balloon and the boy in the tree start falling at the same instant, and in a time t they each fall the same vertical distance $y = \frac{1}{2}gt^2$, much like Fig. 3-19. In the time it takes the water balloon to travel the horizontal distance d , the balloon will have the same y position as the falling boy. Splat. If the boy had stayed in the tree, he would have avoided the humiliation.

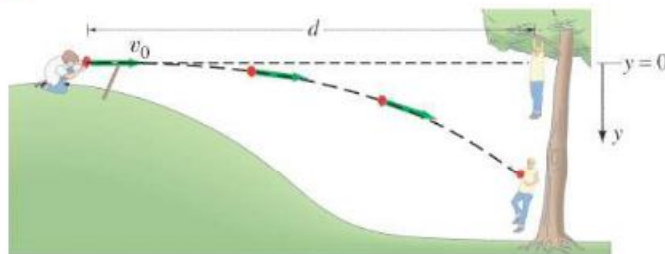


FIGURE 3-24 Example 3-7.

Horizontal range of a projectile

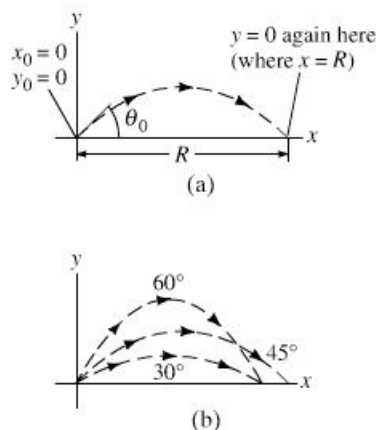


FIGURE 3-25 Example 3-8.
(a) The range R of a projectile;
(b) there are generally two angles θ_0
that will give the same range. Can
you show that if one angle is θ_{01} ,
the other is $\theta_{02} = 90^\circ - \theta_{01}$?

Level range formula
[$y(\text{final}) = y_0$]

EXERCISE E A package is dropped from a plane flying at constant velocity parallel to the ground. If air resistance is ignored, the package will (a) fall behind the plane, (b) remain directly below the plane until hitting the ground, (c) move ahead of the plane, or (d) it depends on the speed of the plane.

EXAMPLE 3-8 Level horizontal range. (a) Derive a formula for the horizontal range R of a projectile in terms of its initial velocity v_0 and angle θ_0 . The horizontal range is defined as the horizontal distance the projectile travels before returning to its original height (which is typically the ground); that is, $y(\text{final}) = y_0$. See Fig. 3-25a. (b) Suppose one of Napoleon's cannons had a muzzle velocity, v_0 , of 60.0 m/s. At what angle should it have been aimed (ignore air resistance) to strike a target 320 m away?

APPROACH The situation is the same as in Example 3-5, except we are not now given numbers in (a). We will algebraically manipulate equations to obtain our result.

SOLUTION (a) We set $x_0 = 0$ and $y_0 = 0$ at $t = 0$. After the projectile travels a horizontal distance R , it returns to the same level, $y = 0$, the final point. We choose our time interval to start ($t = 0$) just after the projectile is fired and to end when it returns to the same vertical height. To find a general expression for R , we set both $y = 0$ and $y_0 = 0$ in Eq. 2-11b for the vertical motion, and obtain

$$y = y_0 + v_{y0}t + \frac{1}{2}a_y t^2$$

so

$$0 = 0 + v_{y0}t - \frac{1}{2}gt^2.$$

We solve for t , which gives two solutions: $t = 0$ and $t = 2v_{y0}/g$. The first solution corresponds to the initial instant of projection and the second is the time when the projectile returns to $y = 0$. Then the range, R , will be equal to x at the moment t has this value, which we put into Eq. 2-11b for the horizontal motion ($x = v_{x0}t$, with $x_0 = 0$). Thus we have:

$$R = x = v_{x0}t = v_{x0}\left(\frac{2v_{y0}}{g}\right) = \frac{2v_{x0}v_{y0}}{g} = \frac{2v_0^2 \sin \theta_0 \cos \theta_0}{g} \quad [y = y_0]$$

where we have written $v_{x0} = v_0 \cos \theta_0$ and $v_{y0} = v_0 \sin \theta_0$. This is the result we sought. It can be rewritten, using the trigonometric identity $2 \sin \theta \cos \theta = \sin 2\theta$ (Appendix A or inside the rear cover):

$$R = \frac{v_0^2 \sin 2\theta_0}{g} \quad [y = y_0]$$

We see that the maximum range, for a given initial velocity v_0 , is obtained when $\sin 2\theta$ takes on its maximum value of 1.0, which occurs for $2\theta_0 = 90^\circ$; so

$$\theta_0 = 45^\circ \text{ for maximum range, and } R_{\text{max}} = v_0^2/g.$$

[When air resistance is important, the range is less for a given v_0 , and the maximum range is obtained at an angle smaller than 45° .]

NOTE The maximum range increases by the square of v_0 , so doubling the muzzle velocity of a cannon increases its maximum range by a factor of 4.

(b) We put $R = 320$ m into the equation we just derived, and (assuming, unrealistically, no air resistance) we solve it to find

$$\sin 2\theta_0 = \frac{Rg}{v_0^2} = \frac{(320 \text{ m})(9.80 \text{ m/s}^2)}{(60.0 \text{ m/s})^2} = 0.871.$$

We want to solve for an angle θ_0 that is between 0° and 90° , which means $2\theta_0$ in this equation can be as large as 180° . Thus, $2\theta_0 = 60.6^\circ$ is a solution, but

$2\theta_0 = 180^\circ - 60.6^\circ = 119.4^\circ$ is also a solution (see Appendix A-7). In general we will have two solutions (see Fig. 3-25b), which in the present case are given by

$$\theta_0 = 30.3^\circ \quad \text{or} \quad 59.7^\circ.$$

Either angle gives the same range. Only when $\sin 2\theta_0 = 1$ (so $\theta_0 = 45^\circ$) is there a single solution (that is, both solutions are the same).

Additional Example: Slightly more Complicated, but Fun

EXAMPLE 3-9 **A punt.** Suppose the football in Example 3-5 was a punt and left the punter's foot at a height of 1.00 m above the ground. How far did the football travel before hitting the ground? Set $x_0 = 0$, $y_0 = 0$.

APPROACH The x and y motions are again treated separately. But we cannot use the range formula from Example 3-8 because it is valid only if $y(\text{final}) = y_0$, which is not the case here. Now we have $y_0 = 0$, and the football hits the ground where $y = -1.00$ m (see Fig. 3-26). We choose our time interval to start when the ball leaves his foot ($t = 0$, $y_0 = 0$, $x_0 = 0$) and end just before the ball hits the ground ($y = -1.00$ m). We can get x from Eq. 2-11b, $x = v_{x0}t$, since we know that $v_{x0} = 16.0$ m/s from Example 3-5. But first we must find t , the time at which the ball hits the ground, which we obtain from the y motion.

SOLUTION With $y = -1.00$ m and $v_{y0} = 12.0$ m/s (see Example 3-5), we use the equation

$$y = y_0 + v_{y0}t - \frac{1}{2}gt^2,$$

and obtain

$$-1.00 \text{ m} = 0 + (12.0 \text{ m/s})t - (4.90 \text{ m/s}^2)t^2.$$

We rearrange this equation into standard form so we can use the quadratic formula (Appendix A-4; also Example 2-15):

$$(4.90 \text{ m/s}^2)t^2 - (12.0 \text{ m/s})t - (1.00 \text{ m}) = 0.$$

Using the quadratic formula gives

$$\begin{aligned} t &= \frac{12.0 \text{ m/s} \pm \sqrt{(12.0 \text{ m/s})^2 - 4(4.90 \text{ m/s}^2)(-1.00 \text{ m})}}{2(4.90 \text{ m/s}^2)} \\ &= 2.53 \text{ s} \quad \text{or} \quad -0.081 \text{ s}. \end{aligned}$$

The second solution would correspond to a time prior to the kick, so it doesn't apply. With $t = 2.53$ s for the time at which the ball touches the ground, the horizontal distance the ball traveled is (using $v_{x0} = 16.0$ m/s from Example 3-5):

$$x = v_{x0}t = (16.0 \text{ m/s})(2.53 \text{ s}) = 40.5 \text{ m}.$$

Our assumption in Example 3-5 that the ball leaves the foot at ground level results in an underestimate of about 1.3 m in the distance traveled.



PHYSICS APPLIED

Sports

PROBLEM SOLVING

Do not use any formula unless you are sure its range of validity fits the problem. The range formula does not apply here because $y \neq y_0$.

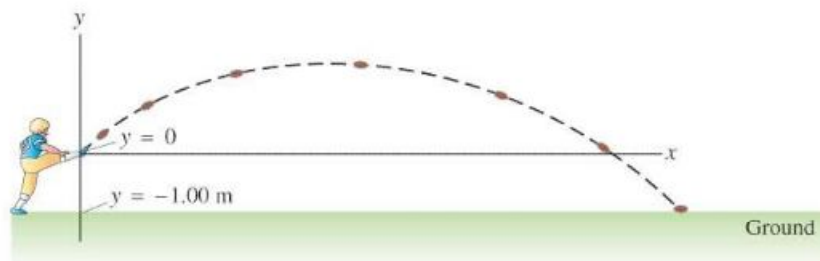


FIGURE 3-26 Example 3-9: the football leaves the punter's foot at $y = 0$, and reaches the ground where $y = -1.00$ m.



(a)



(b)



(c)

FIGURE 3-27 Examples of projectile motion—sparks (small hot glowing pieces of metal), water, and fireworks. All exhibit the parabolic path characteristic of projectile motion, although the effects of air resistance can be seen to alter the path of some trajectories.

PROBLEM SOLVING

*Subscripts for adding velocities:
first subscript for the object;
second subscript for the reference
frame*

* 3-7 Projectile Motion Is Parabolic

We now show that the path followed by any projectile is a parabola, if we ignore air resistance and assume that \vec{g} is constant. To show this, we need to find y as a function of x by eliminating t between the two equations for horizontal and vertical motion (Eq. 2-11b), and we set $x_0 = y_0 = 0$:

$$\begin{aligned}x &= v_{x0}t \\ y &= v_{y0}t - \frac{1}{2}gt^2.\end{aligned}$$

From the first equation, we have $t = x/v_{x0}$, and we substitute this into the second one to obtain

$$y = \left(\frac{v_{y0}}{v_{x0}}\right)x - \left(\frac{g}{2v_{x0}^2}\right)x^2.$$

If we write $v_{x0} = v_0 \cos \theta_0$ and $v_{y0} = v_0 \sin \theta_0$, we can also write

$$y = (\tan \theta_0)x - \left(\frac{g}{2v_0^2 \cos^2 \theta_0}\right)x^2.$$

In either case, we see that y as a function of x has the form

$$y = Ax - Bx^2,$$

where A and B are constants for any specific projectile motion. This is the well-known equation for a parabola. See Figs. 3-17 and 3-27.

The idea that projectile motion is parabolic was, in Galileo's day, at the forefront of physics research. Today we discuss it in Chapter 3 of introductory physics!

* 3-8 Relative Velocity

We now consider how observations made in different reference frames are related to each other. For example, consider two trains approaching one another, each with a constant speed of 80 km/h with respect to the Earth. Observers on the Earth beside the tracks will measure 80 km/h for the speed of each train. Observers on either of the trains (a different reference frame) will measure a speed of 160 km/h for the other train approaching them.

Similarly, when one car traveling 90 km/h passes a second car traveling in the same direction at 75 km/h, the first car has a speed relative to the second car of $90 \text{ km/h} - 75 \text{ km/h} = 15 \text{ km/h}$.

When the velocities are along the same line, simple addition or subtraction is sufficient to obtain the relative velocity. But if they are not along the same line, we must use vector addition. We emphasize, as mentioned in Section 2-1, that when specifying a velocity, it is important to specify what the reference frame is.

When determining relative velocity, it is easy to make a mistake by adding or subtracting the wrong velocities. It is important, therefore, to draw a diagram and use a careful labeling process. Each velocity is labeled by *two subscripts*: the first refers to the object, the second to the reference frame in which it has this velocity. For example, suppose a boat is to cross a river to the opposite side, as shown in Fig. 3-28. We let \vec{v}_{BW} be the velocity of the **B**oat with respect to the **W**ater. (This is also what the boat's velocity would be relative to the shore if the water were still.) Similarly, \vec{v}_{BS} is the velocity of the **B**oat with respect to the **S**hore, and \vec{v}_{WS} is the velocity of the **W**ater with respect to the **S**hore (this is the river current). Note that \vec{v}_{BW} is what the boat's motor produces (against the water), whereas \vec{v}_{BS} is equal to \vec{v}_{BW} plus the effect of the current, \vec{v}_{WS} . Therefore, the velocity of the boat relative to the shore is

(see vector diagram, Fig. 3–28)

$$\vec{v}_{BS} = \vec{v}_{BW} + \vec{v}_{WS} \quad (3-6)$$

Follow the subscripts

By writing the subscripts using this convention, we see that the inner subscripts (the two W's) on the right-hand side of Eq. 3–6 are the same, whereas the outer subscripts on the right of Eq. 3–6 (the B and the S) are the same as the two subscripts for the sum vector on the left, \vec{v}_{BS} . By following this convention (first subscript for the object, second for the reference frame), one can write down the correct equation relating velocities in different reference frames.[†] Equation 3–6 is valid in general and can be extended to three or more velocities. For example, if a fisherman on the boat walks with a velocity \vec{v}_{FB} relative to the boat, his velocity relative to the shore is $\vec{v}_{FS} = \vec{v}_{FB} + \vec{v}_{BW} + \vec{v}_{WS}$. The equations involving relative velocity will be correct when adjacent inner subscripts are identical and when the outermost ones correspond exactly to the two on the velocity on the left of the equation. But this works only with plus signs (on the right), not minus signs.

It is often useful to remember that for any two objects or reference frames, A and B, the velocity of A relative to B has the same magnitude, but opposite direction, as the velocity of B relative to A:

$$\vec{v}_{BA} = -\vec{v}_{AB} \quad (3-7)$$

For example, if a train is traveling 100 km/h relative to the Earth in a certain direction, objects on the Earth (such as trees) appear to an observer on the train to be traveling 100 km/h in the opposite direction.

CONCEPTUAL EXAMPLE 3-10 Crossing a river. A man in a small motor boat is trying to cross a river that flows due west with a strong current. The man starts on the south bank and is trying to reach the north bank directly north from his starting point. Should he (a) head due north, (b) head due west, (c) head in a northwesterly direction, (d) head in a northeasterly direction?

RESPONSE If the man heads straight across the river, the current will drag the boat downstream (westward). To overcome the river's westward current, the boat must acquire an eastward component of velocity as well as a northward component. Thus the boat must (d) head in a northeasterly direction (see Fig. 3–28). The actual angle depends on the strength of the current and how fast the boat moves relative to the water. If the current is weak and the motor is strong, then the boat can head almost, but not quite, due north.

EXAMPLE 3-11 Heading upstream. A boat's speed in still water is $v_{BW} = 1.85$ m/s. If the boat is to travel directly across a river whose current has speed $v_{WS} = 1.20$ m/s, at what upstream angle must the boat head? (See Fig. 3–29.)

APPROACH We reason as in Example 3–10, and use subscripts as in Eq. 3–6. Figure 3–29 has been drawn with \vec{v}_{BS} , the velocity of the **B**oat relative to the **S**hore, pointing directly across the river since this is how the boat is supposed to move. (Note that $\vec{v}_{BS} = \vec{v}_{BW} + \vec{v}_{WS}$.) To accomplish this, the boat needs to head upstream to offset the current pulling it downstream.

SOLUTION Vector \vec{v}_{BW} points upstream at an angle θ as shown. From the diagram,

$$\sin \theta = \frac{v_{WS}}{v_{BW}} = \frac{1.20 \text{ m/s}}{1.85 \text{ m/s}} = 0.6486.$$

Thus $\theta = 40.4^\circ$, so the boat must head upstream at a 40.4° angle.

[†]We thus would know by inspection that (for example) the equation $\vec{v}_{BW} = \vec{v}_{BS} + \vec{v}_{WS}$ is wrong: the inner subscripts are not the same, and the outer ones on the right are not the same as the subscripts on the left.

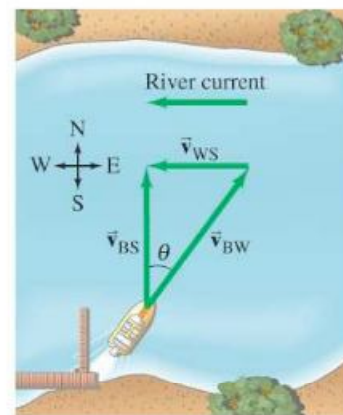
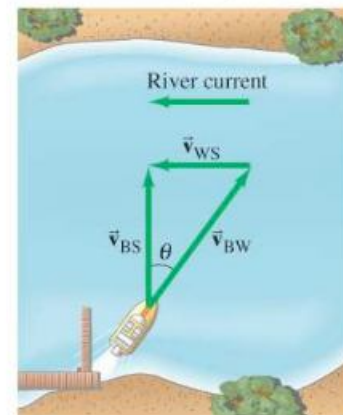


FIGURE 3-28 To move directly across the river, the boat must head upstream at an angle θ . Velocity vectors are shown as green arrows:

- \vec{v}_{BS} = velocity of **B**oat with respect to the **S**hore,
- \vec{v}_{BW} = velocity of **B**oat with respect to the **W**ater,
- \vec{v}_{WS} = velocity of **W**ater with respect to the **S**hore (river current).

FIGURE 3-29 Example 3-11.



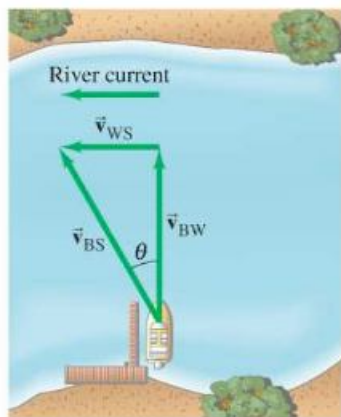


FIGURE 3-30 Example 3-12. A boat heading directly across a river whose current moves at 1.20 m/s.

EXAMPLE 3-12 Heading across the river. The same boat ($v_{BW} = 1.85 \text{ m/s}$) now heads directly across the river whose current is still 1.20 m/s. (a) What is the velocity (magnitude and direction) of the boat relative to the shore? (b) If the river is 110 m wide, how long will it take to cross and how far downstream will the boat be then?

APPROACH The boat now heads directly across the river and is pulled downstream by the current, as shown in Fig. 3-30. The boat's velocity with respect to the shore, \vec{v}_{BS} , is the sum of its velocity with respect to the water, \vec{v}_{BW} , plus the velocity of the water with respect to the shore, \vec{v}_{WS} :

$$\vec{v}_{BS} = \vec{v}_{BW} + \vec{v}_{WS},$$

just as before.

SOLUTION (a) Since \vec{v}_{BW} is perpendicular to \vec{v}_{WS} , we can get v_{BS} using the theorem of Pythagoras:

$$v_{BS} = \sqrt{v_{BW}^2 + v_{WS}^2} = \sqrt{(1.85 \text{ m/s})^2 + (1.20 \text{ m/s})^2} = 2.21 \text{ m/s}.$$

We can obtain the angle (note how θ is defined in the diagram) from:

$$\tan \theta = v_{WS}/v_{BW} = (1.20 \text{ m/s})/(1.85 \text{ m/s}) = 0.6486.$$

A calculator with an INV TAN, an ARC TAN, or a \tan^{-1} key gives $\theta = \tan^{-1}(0.6486) = 33.0^\circ$. Note that this angle is not equal to the angle calculated in Example 3-11.

(b) The travel time for the boat is determined by the time it takes to cross the river. Given the river's width $D = 110 \text{ m}$, we can use the velocity component in the direction of D , $v_{BW} = D/t$. Solving for t , we get $t = 110 \text{ m}/1.85 \text{ m/s} = 60 \text{ s}$. The boat will have been carried downstream, in this time, a distance

$$d = v_{WS}t = (1.20 \text{ m/s})(60 \text{ s}) = 72 \text{ m}.$$

NOTE There is no acceleration in this Example, so the motion involves only constant velocities (of the boat or of the river).

Summary

A quantity such as velocity, that has both a magnitude and a direction, is called a **vector**. A quantity such as mass, that has only a magnitude, is called a **scalar**.

Addition of vectors can be done graphically by placing the tail of each successive arrow at the tip of the previous one. The sum, or **resultant vector**, is the arrow drawn from the tail of the first vector to the tip of the last vector. Two vectors can also be added using the parallelogram method.

Vectors can be added more accurately by adding their **components** along chosen axes with the aid of trigonometric functions. A vector of magnitude V making an angle θ with the x axis has components

$$V_x = V \cos \theta, \quad V_y = V \sin \theta. \quad (3-3)$$

Given the components, we can find a vector's magnitude and direction from

$$V = \sqrt{V_x^2 + V_y^2}, \quad \tan \theta = \frac{V_y}{V_x}. \quad (3-4)$$

Projectile motion is the motion of an object in an arc near the Earth's surface under the effect of gravity alone. It can be analyzed as two separate motions if air resistance can be ignored. The horizontal component of motion is at constant velocity, whereas the vertical component is at constant acceleration, \vec{g} , just as for a body falling vertically under the action of gravity.

[*The velocity of an object relative to one frame of reference can be found by vector addition if its velocity relative to a second frame of reference, and the **relative velocity** of the two reference frames, are known.]

Questions

- One car travels due east at 40 km/h, and a second car travels north at 40 km/h. Are their velocities equal? Explain.
- Can you give several examples of an object's motion in which a great distance is traveled but the displacement is zero?
- Can the displacement vector for a particle moving in two dimensions ever be longer than the length of path traveled by the particle over the same time interval? Can it ever be less? Discuss.
- During baseball practice, a batter hits a very high fly ball and then runs in a straight line and catches it. Which had the greater displacement, the batter or the ball?
- If $\vec{V} = \vec{V}_1 + \vec{V}_2$, is V necessarily greater than V_1 and/or V_2 ? Discuss.
- Two vectors have length $V_1 = 3.5$ km and $V_2 = 4.0$ km. What are the maximum and minimum magnitudes of their vector sum?
- Can two vectors of unequal magnitude add up to give the zero vector? Can *three* unequal vectors? Under what conditions?
- Can the magnitude of a vector ever (a) be equal to one of its components, or (b) be less than one of its components?
- Can a particle with constant speed be accelerating? What if it has constant velocity?
- A child wishes to determine the speed a slingshot imparts to a rock. How can this be done using only a meter stick, a rock, and the slingshot?
- It was reported in World War I that a pilot flying at an altitude of 2 km caught in his bare hands a bullet fired at the plane! Using the fact that a bullet slows down considerably due to air resistance, explain how this incident occurred.
- At some amusement parks, to get on a moving "car" the riders first hop onto a moving walkway and then onto the cars themselves. Why is this done?
- If you are riding on a train that speeds past another train moving in the same direction on an adjacent track, it appears that the other train is moving backward. Why?
- If you stand motionless under an umbrella in a rainstorm where the drops fall vertically, you remain relatively dry. However, if you start running, the rain begins to hit your legs even if they remain under the umbrella. Why?
- A person sitting in an enclosed train car, moving at constant velocity, throws a ball straight up into the air in her reference frame. (a) Where does the ball land? What is your answer if the car (b) accelerates, (c) decelerates, (d) rounds a curve, (e) moves with constant velocity but is open to the air?
- Two rowers, who can row at the same speed in still water, set off across a river at the same time. One heads straight across and is pulled downstream somewhat by the current. The other one heads upstream at an angle so as to arrive at a point opposite the starting point. Which rower reaches the opposite side first?
- How do you think a baseball player "judges" the flight of a fly ball? Which equation in this Chapter becomes part of the player's intuition?
- In archery, should the arrow be aimed directly at the target? How should your angle of aim depend on the distance to the target?
- A projectile is launched at an angle of 30° to the horizontal with a speed of 30 m/s. How does the horizontal component of its velocity 1.0 s after launch compare with its horizontal component of velocity 2.0 s after launch?
- Two cannonballs, A and B, are fired from the ground with identical initial speeds, but with θ_A larger than θ_B . (a) Which cannonball reaches a higher elevation? (b) Which stays longer in the air? (c) Which travels farther?

Problems

3-2 to 3-4 Vector Addition

- (I) A car is driven 215 km west and then 85 km southwest. What is the displacement of the car from the point of origin (magnitude and direction)? Draw a diagram.
- (I) A delivery truck travels 18 blocks north, 10 blocks east, and 16 blocks south. What is its final displacement from the origin? Assume the blocks are equal length.
- (I) Show that the vector labeled "incorrect" in Fig. 3-6c is actually the difference of the two vectors. Is it $\vec{V}_2 - \vec{V}_1$, or $\vec{V}_1 - \vec{V}_2$?
- (I) If $V_x = 6.80$ units and $V_y = -7.40$ units, determine the magnitude and direction of \vec{V} .
- (II) Graphically determine the resultant of the following three vector displacements: (1) 34 m, 25° north of east; (2) 48 m, 33° east of north; and (3) 22 m, 56° west of south.
- (II) The components of a vector \vec{V} can be written (V_x, V_y, V_z). What are the components and length of a vector which is the sum of the two vectors, \vec{V}_1 and \vec{V}_2 , whose components are (8.0, -3.7, 0.0) and (3.9, -8.1, -4.4)?
- (II) \vec{V} is a vector 14.3 units in magnitude and points at an angle of 34.8° above the negative x axis. (a) Sketch this vector. (b) Find V_x and V_y . (c) Use V_x and V_y to obtain (again) the magnitude and direction of \vec{V} . [Note: Part (c) is a good way to check if you've resolved your vector correctly.]
- (II) Vector \vec{V}_1 is 6.6 units long and points along the negative x axis. Vector \vec{V}_2 is 8.5 units long and points at $+45^\circ$ to the positive x axis. (a) What are the x and y components of each vector? (b) Determine the sum $\vec{V}_1 + \vec{V}_2$ (magnitude and angle).

9. (II) An airplane is traveling 735 km/h in a direction 41.5° west of north (Fig. 3-31). (a) Find the components of the velocity vector in the northerly and westerly directions. (b) How far north and how far west has the plane traveled after 3.00 h?

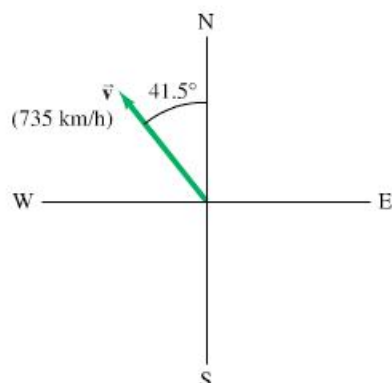


FIGURE 3-31
Problem 9.

10. (II) Three vectors are shown in Fig. 3-32. Their magnitudes are given in arbitrary units. Determine the sum of the three vectors. Give the resultant in terms of (a) components, (b) magnitude and angle with the x axis.

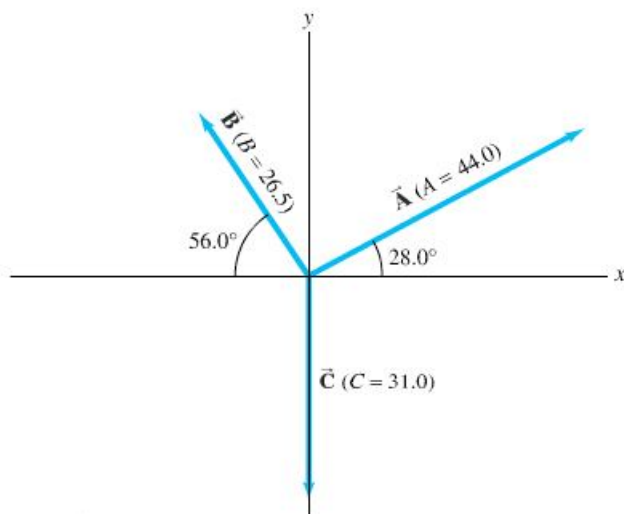


FIGURE 3-32 Problems 10, 11, 12, 13, and 14.
Vector magnitudes are given in arbitrary units.

11. (II) Determine the vector $\vec{A} - \vec{C}$, given the vectors \vec{A} and \vec{C} in Fig. 3-32.
12. (II) (a) Given the vectors \vec{A} and \vec{B} shown in Fig. 3-32, determine $\vec{B} - \vec{A}$. (b) Determine $\vec{A} - \vec{B}$ without using your answer in (a). Then compare your results and see if they are opposite.
13. (II) For the vectors given in Fig. 3-32, determine (a) $\vec{A} - \vec{B} + \vec{C}$, (b) $\vec{A} + \vec{B} - \vec{C}$, and (c) $\vec{C} - \vec{A} - \vec{B}$.
14. (II) For the vectors shown in Fig. 3-32, determine (a) $\vec{B} - 2\vec{A}$, (b) $2\vec{A} - 3\vec{B} + 2\vec{C}$.
15. (II) The summit of a mountain, 2450 m above base camp, is measured on a map to be 4580 m horizontally from the camp in a direction 32.4° west of north. What are the components of the displacement vector from camp to summit? What is its magnitude? Choose the x axis east, y axis north, and z axis up.

16. (II) You are given a vector in the xy plane that has a magnitude of 70.0 units and a y component of -55.0 units. What are the two possibilities for its x component?

3-5 and 3-6 Projectile Motion (neglect air resistance)

17. (I) A tiger leaps horizontally from a 6.5-m-high rock with a speed of 3.5 m/s. How far from the base of the rock will she land?
18. (I) A diver running 1.8 m/s dives out horizontally from the edge of a vertical cliff and 3.0 s later reaches the water below. How high was the cliff, and how far from its base did the diver hit the water?
19. (II) A fire hose held near the ground shoots water at a speed of 6.8 m/s. At what angle(s) should the nozzle point in order that the water land 2.0 m away (Fig. 3-33)? Why are there two different angles? Sketch the two trajectories.

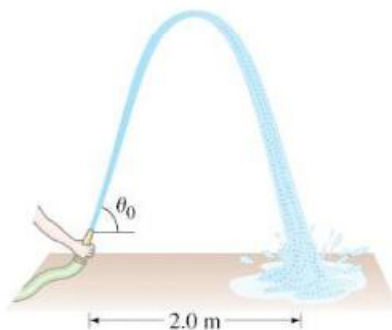


FIGURE 3-33 Problem 19.

20. (II) Romeo is chucking pebbles gently up to Juliet's window, and he wants the pebbles to hit the window with only a horizontal component of velocity. He is standing at the edge of a rose garden 4.5 m below her window and 5.0 m from the base of the wall (Fig. 3-34). How fast are the pebbles going when they hit her window?

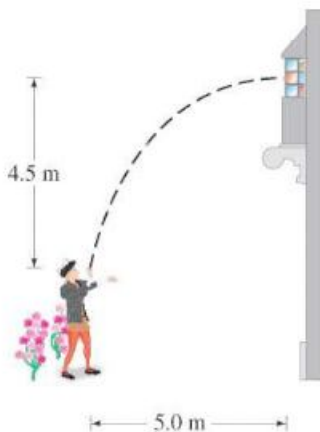


FIGURE 3-34
Problem 20.

21. (II) A ball is thrown horizontally from the roof of a building 45.0 m tall and lands 24.0 m from the base. What was the ball's initial speed?
22. (II) A football is kicked at ground level with a speed of 18.0 m/s at an angle of 35.0° to the horizontal. How much later does it hit the ground?
23. (II) A ball thrown horizontally at 22.2 m/s from the roof of a building lands 36.0 m from the base of the building. How tall is the building?

24. (II) An athlete executing a long jump leaves the ground at a 28.0° angle and travels 7.80 m. (a) What was the takeoff speed? (b) If this speed were increased by just 5.0%, how much longer would the jump be?
25. (II) Determine how much farther a person can jump on the Moon as compared to the Earth if the takeoff speed and angle are the same. The acceleration due to gravity on the Moon is one-sixth what it is on Earth.
26. (II) A hunter aims directly at a target (on the same level) 75.0 m away. (a) If the bullet leaves the gun at a speed of 180 m/s, by how much will it miss the target? (b) At what angle should the gun be aimed so as to hit the target?
27. (II) The pilot of an airplane traveling 180 km/h wants to drop supplies to flood victims isolated on a patch of land 160 m below. The supplies should be dropped how many seconds before the plane is directly overhead?
28. (II) Show that the speed with which a projectile leaves the ground is equal to its speed just before it strikes the ground at the end of its journey, assuming the firing level equals the landing level.
29. (II) Suppose the kick in Example 3-5 is attempted 36.0 m from the goalposts, whose crossbar is 3.00 m above the ground. If the football is directed correctly between the goalposts, will it pass over the bar and be a field goal? Show why or why not.
30. (II) A projectile is fired with an initial speed of 65.2 m/s at an angle of 34.5° above the horizontal on a long flat firing range. Determine (a) the maximum height reached by the projectile, (b) the total time in the air, (c) the total horizontal distance covered (that is, the range), and (d) the velocity of the projectile 1.50 s after firing.
31. (II) A projectile is shot from the edge of a cliff 125 m above ground level with an initial speed of 65.0 m/s at an angle of 37.0° with the horizontal, as shown in Fig. 3-35. (a) Determine the time taken by the projectile to hit point P at ground level. (b) Determine the range X of the projectile as measured from the base of the cliff. At the instant just before the projectile hits point P, find (c) the horizontal and the vertical components of its velocity, (d) the magnitude of the velocity, and (e) the angle made by the velocity vector with the horizontal. (f) Find the maximum height above the cliff top reached by the projectile.

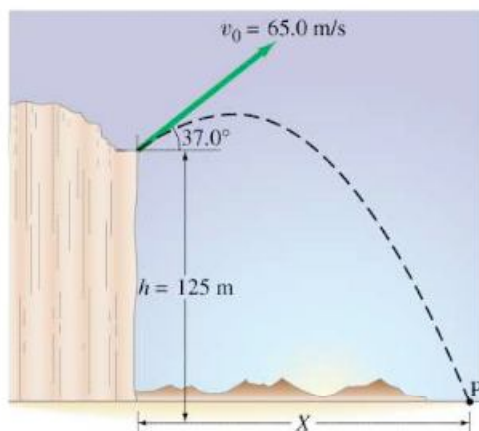


FIGURE 3-35 Problem 31.

32. (II) A shotputter throws the shot with an initial speed of 15.5 m/s at a 34.0° angle to the horizontal. Calculate the horizontal distance traveled by the shot if it leaves the athlete's hand at a height of 2.20 m above the ground.
33. (II) At what projection angle will the range of a projectile equal its maximum height?
34. (III) Revisit Conceptual Example 3-7, and assume that the boy with the slingshot is *below* the boy in the tree (Fig. 3-36), and so aims *upward*, directly at the boy in the tree. Show that again the boy in the tree makes the wrong move by letting go at the moment the water balloon is shot.

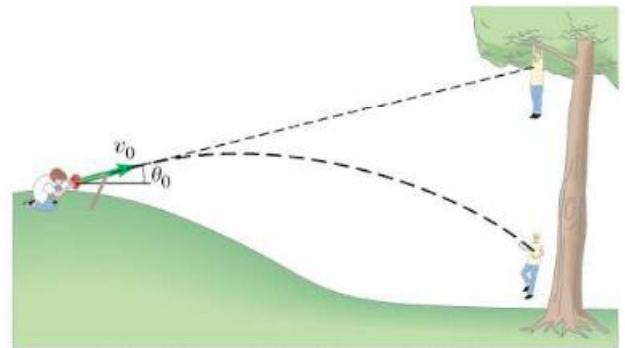


FIGURE 3-36 Problem 34.

35. (III) A rescue plane wants to drop supplies to isolated mountain climbers on a rocky ridge 235 m below. If the plane is traveling horizontally with a speed of 250 km/h (69.4 m/s), (a) how far in advance of the recipients (horizontal distance) must the goods be dropped (Fig. 3-37a)? (b) Suppose, instead, that the plane releases the supplies a horizontal distance of 425 m in advance of the mountain climbers. What vertical velocity (up or down) should the supplies be given so that they arrive precisely at the climbers' position (Fig. 3-37b)? (c) With what speed do the supplies land in the latter case?

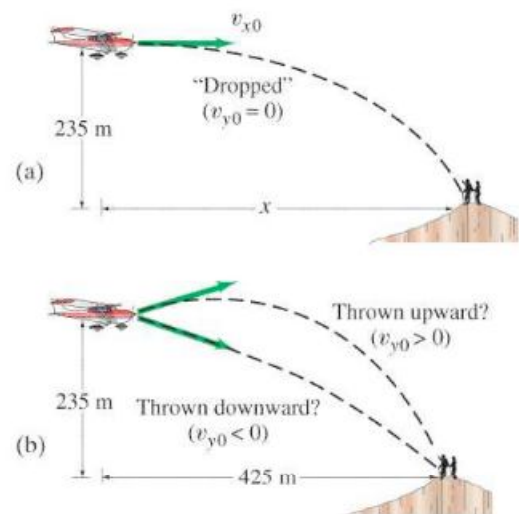


FIGURE 3-37 Problem 35.

* 3-8 Relative Velocity

- * 36. (I) A person going for a morning jog on the deck of a cruise ship is running toward the bow (front) of the ship at 2.2 m/s while the ship is moving ahead at 7.5 m/s . What is the velocity of the jogger relative to the water? Later, the jogger is moving toward the stern (rear) of the ship. What is the jogger's velocity relative to the water now?
- * 37. (II) Huck Finn walks at a speed of 0.60 m/s across his raft (that is, he walks perpendicular to the raft's motion relative to the shore). The raft is traveling down the Mississippi River at a speed of 1.70 m/s relative to the river bank (Fig. 3-38). What is Huck's velocity (speed and direction) relative to the river bank?

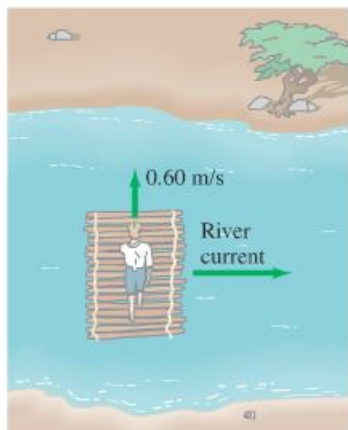


FIGURE 3-38 Problem 37.

- * 38. (II) You are driving south on a highway at 25 m/s (approximately 55 mi/h) in a snowstorm. When you last stopped, you noticed that the snow was coming down vertically, but it is passing the windows of the moving car at an angle of 30° to the horizontal. Estimate the speed of the snowflakes relative to the car and relative to the ground.
- * 39. (II) A boat can travel 2.30 m/s in still water. (a) If the boat points its prow directly across a stream whose current is 1.20 m/s , what is the velocity (magnitude and direction) of the boat relative to the shore? (b) What will be the position of the boat, relative to its point of origin, after 3.00 s ? (See Fig. 3-30.)
- * 40. (II) Two planes approach each other head-on. Each has a speed of 785 km/h , and they spot each other when they are initially 11.0 km apart. How much time do the pilots have to take evasive action?
- * 41. (II) An airplane is heading due south at a speed of 600 km/h . If a wind begins blowing from the southwest at a speed of 100 km/h (average), calculate: (a) the velocity (magnitude and direction) of the plane relative to the ground, and (b) how far from its intended position will it be after 10 min if the pilot takes no corrective action. [Hint: First draw a diagram.]
- * 42. (II) In what direction should the pilot aim the plane in Problem 41 so that it will fly due south?

- * 43. (II) Determine the speed of the boat with respect to the shore in Example 3-11.
- * 44. (II) A passenger on a boat moving at 1.50 m/s on a still lake walks up a flight of stairs at a speed of 0.50 m/s (Fig. 3-39). The stairs are angled at 45° pointing in the direction of motion as shown. What is the velocity of the passenger relative to the water?

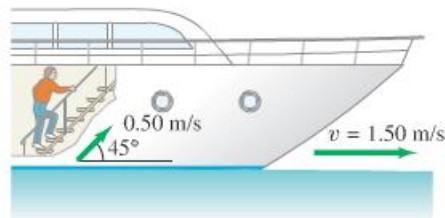


FIGURE 3-39 Problem 44.

- * 45. (II) A motorboat whose speed in still water is 2.60 m/s must aim upstream at an angle of 28.5° (with respect to a line perpendicular to the shore) in order to travel directly across the stream. (a) What is the speed of the current? (b) What is the resultant speed of the boat with respect to the shore? (See Fig. 3-28.)
- * 46. (II) A boat, whose speed in still water is 1.70 m/s , must cross a 260-m -wide river and arrive at a point 110 m upstream from where it starts (Fig. 3-40). To do so, the pilot must head the boat at a 45° upstream angle. What is the speed of the river's current?

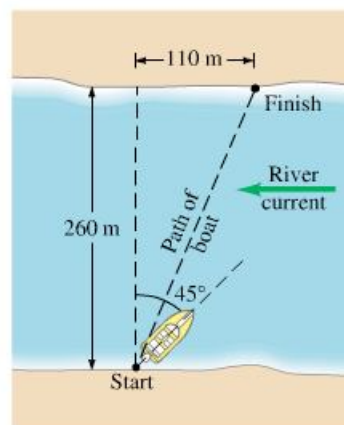


FIGURE 3-40 Problem 46.

- * 47. (II) A swimmer is capable of swimming 0.45 m/s in still water. (a) If she aims her body directly across a 75-m -wide river whose current is 0.40 m/s , how far downstream (from a point opposite her starting point) will she land? (b) How long will it take her to reach the other side?
- * 48. (II) (a) At what upstream angle must the swimmer in Problem 47 aim, if she is to arrive at a point directly across the stream? (b) How long would it take her?

- * 49. (III) An airplane whose air speed is 620 km/h is supposed to fly in a straight path 35.0° north of east. But a steady 95 km/h wind is blowing from the north. In what direction should the plane head?
- * 50. (III) An unmarked police car, traveling a constant 95 km/h, is passed by a speeder traveling 145 km/h. Precisely 1.00 s after the speeder passes, the policeman steps on the accelerator. If the police car's acceleration is 2.00 m/s^2 , how much time elapses after the police car is passed until it overtakes the speeder (assumed moving at constant speed)?
- * 51. (III) Assume in Problem 50 that the speeder's speed is not known. If the police car accelerates uniformly as given above, and overtakes the speeder after 7.00 s, what was the speeder's speed?
- * 52. (III) Two cars approach a street corner at right angles to each other (Fig. 3–41). Car 1 travels at a speed relative to Earth $v_{1E} = 35 \text{ km/h}$, and car 2 at $v_{2E} = 55 \text{ km/h}$. What is the relative velocity of car 1 as seen by car 2? What is the velocity of car 2 relative to car 1?

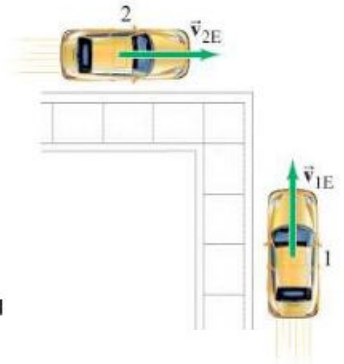


FIGURE 3–41
Problem 52.

General Problems

53. William Tell must split the apple atop his son's head from a distance of 27 m. When William aims directly at the apple, the arrow is horizontal. At what angle must he aim it to hit the apple if the arrow travels at a speed of 35 m/s?
54. A plumber steps out of his truck, walks 50 m east and 25 m south, and then takes an elevator 10 m down into the subbasement of a building where a bad leak is occurring. What is the displacement of the plumber relative to his truck? Give your answer in components, and also give the magnitude and angles with the x axis in the vertical and horizontal planes. Assume x is east, y is north, and z is up.
55. On mountainous downhill roads, escape routes are sometimes placed to the side of the road for trucks whose brakes might fail. Assuming a constant upward slope of 32° , calculate the horizontal and vertical components of the acceleration of a truck that slowed from 120 km/h to rest in 6.0 s. See Fig. 3–42.
56. What is the y component of a vector (in the xy plane) whose magnitude is 88.5 and whose x component is 75.4? What is the direction of this vector (angle it makes with the x axis)?
57. Raindrops make an angle θ with the vertical when viewed through a moving train window (Fig. 3–43). If the speed of the train is v_T , what is the speed of the raindrops in the reference frame of the Earth in which they are assumed to fall vertically?



FIGURE 3–43 Problem 57.



FIGURE 3–42 Problem 55.

58. A light plane is headed due south with a speed of 155 km/h relative to still air. After 1.00 hour, the pilot notices that they have covered only 125 km and their direction is not south but southeast (45.0°). What is the wind velocity?
59. A car moving at 95 km/h passes a 1.00-km-long train traveling in the same direction on a track that is parallel to the road. If the speed of the train is 75 km/h, how long does it take the car to pass the train, and how far will the car have traveled in this time? What are the results if the car and train are instead traveling in opposite directions?

60. An Olympic long jumper is capable of jumping 8.0 m. Assuming his horizontal speed is 9.1 m/s as he leaves the ground, how long is he in the air and how high does he go? Assume that he lands standing upright—that is, the same way he left the ground.
61. Apollo astronauts took a “nine iron” to the Moon and hit a golf ball about 180 m! Assuming that the swing, launch angle, and so on, were the same as on Earth where the same astronaut could hit it only 35 m, estimate the acceleration due to gravity on the surface of the Moon. (Neglect air resistance in both cases, but on the Moon there is none!)
62. When Babe Ruth hit a homer over the 7.5-m-high right-field fence 95 m from home plate, roughly what was the minimum speed of the ball when it left the bat? Assume the ball was hit 1.0 m above the ground and its path initially made a 38° angle with the ground.
63. The cliff divers of Acapulco push off horizontally from rock platforms about 35 m above the water, but they must clear rocky outcrops at water level that extend out into the water 5.0 m from the base of the cliff directly under their launch point. See Fig. 3-44. What minimum pushoff speed is necessary to clear the rocks? How long are they in the air?

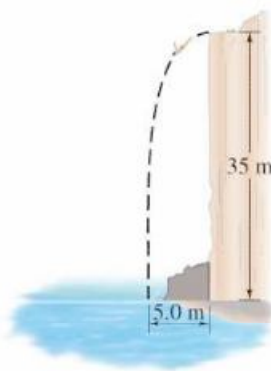
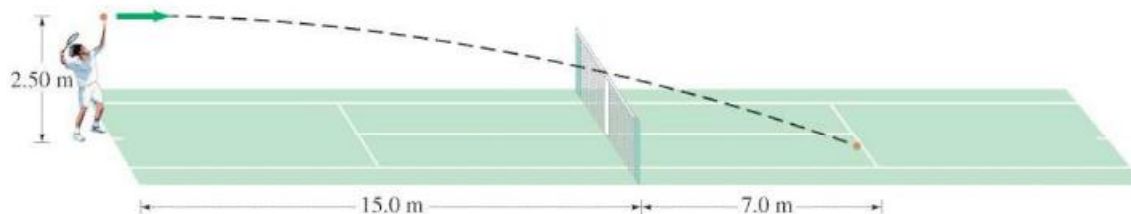


FIGURE 3-44 Problem 63.

64. At serve, a tennis player aims to hit the ball horizontally. What minimum speed is required for the ball to clear the 0.90-m-high net about 15.0 m from the server if the ball is “launched” from a height of 2.50 m? Where will the ball land if it just clears the net (and will it be “good” in the sense that it lands within 7.0 m of the net)? How long will it be in the air? See Fig. 3-45.

FIGURE 3-45 Problem 64.



65. Spymaster Paul, flying a constant 215 km/h horizontally in a low-flying helicopter, wants to drop secret documents into his contact's open car which is traveling 155 km/h on a level highway 78.0 m below. At what angle (to the horizontal) should the car be in his sights when the packet is released (Fig. 3-46)?

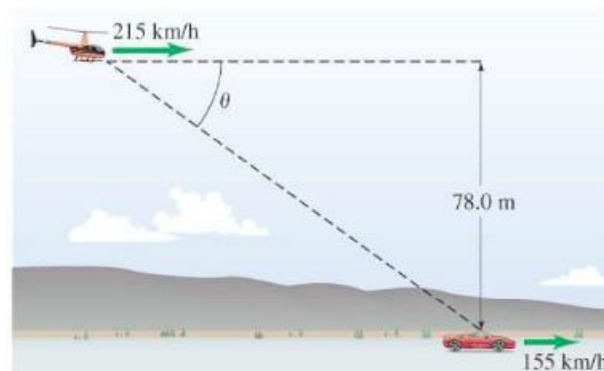


FIGURE 3-46 Problem 65.

66. The speed of a boat in still water is v . The boat is to make a round trip in a river whose current travels at speed u . Derive a formula for the time needed to make a round trip of total distance D if the boat makes the round trip by moving (a) upstream and back downstream, (b) directly across the river and back. We must assume $u < v$; why?

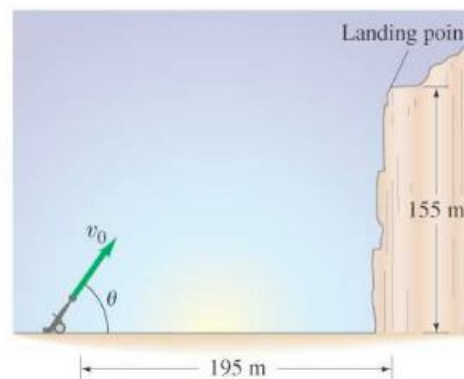


FIGURE 3-47 Problem 67.

67. A projectile is launched from ground level to the top of a cliff which is 195 m away and 155 m high (see Fig. 3-47). If the projectile lands on top of the cliff 7.6 s after it is fired, find the initial velocity of the projectile (magnitude and direction). Neglect air resistance.

68. (a) A skier is accelerating down a 30.0° hill at 1.80 m/s^2 (Fig. 3–48). What is the vertical component of her acceleration? (b) How long will it take her to reach the bottom of the hill, assuming she starts from rest and accelerates uniformly, if the elevation change is 335 m ?



FIGURE 3–48 Problem 68.

69. A basketball leaves a player's hands at a height of 2.10 m above the floor. The basket is 2.60 m above the floor. The player likes to shoot the ball at a 38.0° angle. If the shot is made from a horizontal distance of 11.00 m and must be accurate to $\pm 0.22 \text{ m}$ (horizontally), what is the range of initial speeds allowed to make the basket?
70. A high diver leaves the end of a 5.0-m -high diving board and strikes the water 1.3 s later, 3.0 m beyond the end of the board. Considering the diver as a particle, determine (a) her initial velocity, \vec{v}_0 , (b) the maximum height reached, and (c) the velocity \vec{v}_f with which she enters the water.
71. A stunt driver wants to make his car jump over eight cars parked side by side below a horizontal ramp (Fig. 3–49). (a) With what minimum speed must he drive off the horizontal ramp? The vertical height of the ramp is 1.5 m above the cars, and the horizontal distance he must clear is 20 m . (b) If the ramp is now tilted upward, so that "takeoff angle" is 10° above the horizontal, what is the new minimum speed?



FIGURE 3–49 Problem 71.

72. A batter hits a fly ball which leaves the bat 0.90 m above the ground at an angle of 61° with an initial speed of 28 m/s heading toward centerfield. Ignore air resistance. (a) How far from home plate would the ball land if not caught? (b) The ball is caught by the centerfielder who, starting at a distance of 105 m from home plate, runs straight toward home plate at a constant speed and makes the catch at ground level. Find his speed.
73. At $t = 0$ a batter hits a baseball with an initial speed of 32 m/s at a 55° angle to the horizontal. An outfielder is 85 m from the batter at $t = 0$, and, as seen from home plate, the line of sight to the outfielder makes a horizontal angle of 22° with the plane in which the ball moves (see Fig. 3–50). What speed and direction must the fielder take in order to catch the ball at the same height from which it was struck? Give angle with respect to the outfielder's line of sight to home plate.

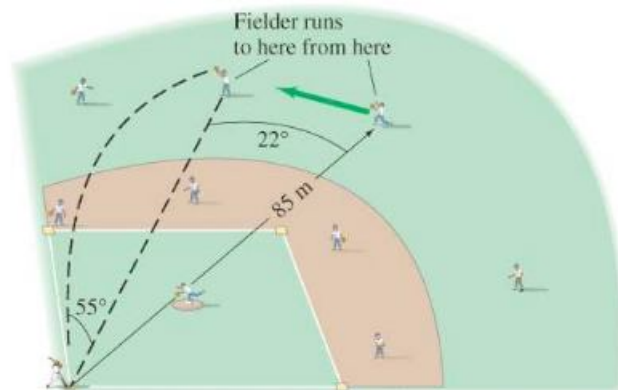


FIGURE 3–50 Problem 73.

74. A ball is shot from the top of a building with an initial velocity of 18 m/s at an angle $\theta = 42^\circ$ above the horizontal. (a) What are the x and y components of the initial velocity? (b) If a nearby building is the same height and 55 m away, how far below the top of the building will the ball strike the nearby building?
75. You buy a plastic dart gun, and being a clever physics student you decide to do a quick calculation to find its maximum horizontal range. You shoot the gun straight up, and it takes 4.0 s for the dart to land back at the barrel. What is the maximum horizontal range of your gun?

Answers to Exercises

- A: When the two vectors D_1 and D_2 point in the same direction.
 B: $3\sqrt{2} = 4.24$.
 C: They hit at the same time.

- D: Both balls reach the same height; therefore they are in the air for the same length of time.
 E: (b).